



KING COUNTY

1200 King County Courthouse
516 Third Avenue
Seattle, WA 98104

Signature Report

Ordinance 19354

Proposed No. 2021-0288.2

Sponsors McDermott

1 AN ORDINANCE adopting the Best Start for Kids
 2 implementation plan required by Ordinance 19267, Section
 3 7, to govern the expenditure of Best Start for Kids levy
 4 proceeds from 2022 through 2027, to promote improved
 5 health and well-being outcomes of children and youth, as
 6 well as the families and communities in which they live.

7 **STATEMENT OF FACTS:**

8 1. In 2015, Ordinance 18088 placed a six-year Best Starts for Kids levy
 9 on the general election ballot. King County residents voted and approved
 10 the Best Starts for Kids Levy to fund prevention and early intervention
 11 strategies to improve the health and well-being of children, youth, families
 12 and communities.

13 2. In 2021, Ordinance 19267 placed a six-year renewal of the Best Starts
 14 for Kids levy on the ballot. King County voters approved Proposition No.
 15 1 on August 3, 2021, authorizing the renewal of the Best Starts for Kids
 16 levy, continuing for 2022 through 2027 to fund services for King County
 17 residents in need. The levy's proceeds will be used to plan, provide,
 18 administer and evaluate promotion, prevention and early interventions and
 19 capital investments for King County children, youth, families and
 20 communities.

Ordinance 19354

21 3.a. Ordinance 19267, Section 7, requires the executive to develop and
22 transmit for council review and adoption by ordinance an implementation
23 plan for the Best Starts for Kids levy. The implementation plan, once
24 effective, will govern the expenditure of the levy's proceeds until the levy
25 expires in 2027. The required implementation plan is Attachment A to
26 this ordinance.

27 b. The implementation plan identifies the strategies to be funded and
28 outcomes to be achieved with the use of the levy proceeds. The Best
29 Starts for Kids implementation plan also includes a framework to measure
30 the performance of the levy strategies in achieving their outcomes,
31 including annual reporting on levy expenditures, services and outcomes.

32 c. For the purposes of this subsection 3., "outcomes" include, but are not
33 limited to:

34 (1) capital investments for buildings and facilities, including, but not
35 limited to, housing, that serve children and youth, ensuring adequate
36 services and supports for pregnant persons and newborns;

37 (2) access to safe and healthy food;

38 (3) developmental screening for children and youth;

39 (4) programs that care for children and youth when they are not at
40 home including child care and out-of-school-time programs;

41 (5) programs and services that promote social and emotional well-
42 being, mental health and a sense of belonging, connection and positive
43 identity in children and youth; and

Ordinance 19354

44 (6) programs and services that provide academic support and promote
45 academic achievement.

46 4. The executive developed the Best Starts for Kids implementation plan
47 in consultation with the King County children and youth advisory board
48 and the communities of opportunity-best starts for kids levy advisory
49 board. In developing the Best Starts for Kids implementation plan, the
50 executive considered and promoted harmony with the previous Best Starts
51 for Kids Implementation Plan approved by Ordinance 18373.

52 5. The previous Best Starts for Kids Implementation Plan described which
53 strategies from the previous Best Starts for Kids Implementation Plan shall
54 continue in the proposed Best Starts for Kids implementation plan. The
55 implementation plan describes newly enhanced categories of funding
56 added to the levy, including a King County child care subsidy program, a
57 child care workforce demonstration project, the expansion of out-of-
58 school-time programs for school-aged children, up to four new school-
59 based health centers and the expansion of transitions-to-adulthood
60 programs for youth and young adults.

61 6. The Best Starts for Kids implementation plan reflects the King County
62 Youth Action Plan, adopted by Motion 14378. The Youth Action Plan
63 establishes a policy framework for the Best Starts for Kids levy by
64 centering focus on equity and including diverse youth voices throughout
65 the implementation plan creation process.

Ordinance 19354

66 7. Motion 15888, adopted on June 1, 2021, requests that the executive, in
67 developing the Best Starts for Kids implementation plan, identify
68 strategies relating to prevention, outreach, and early intervention to
69 address mental health and substance use impacts in children and youth
70 five through twenty-four years old, that have been exacerbated due to the
71 coronavirus disease 2019 pandemic; and consider programs and services
72 that provide, expand or provide and expand access to substance use
73 disorder supports for children and youth, including but not limited to,
74 awareness campaigns on substance use.

75 8.a. Ordinance 19267, Section 7, requires the Best Starts for Kids
76 implementation plan to also include a framework to measure the
77 performance of levy strategies in achieving their outcomes and requires an
78 annual report on levy expenditures, services and outcomes, including:

79 (1) total expenditures of levy proceeds by program area by ZIP Code in
80 King County; and

81 (2) the number of individuals receiving levy-funded services by
82 program area by ZIP Code in King County of where the individuals reside
83 at the time of service.

84 b. An annual report, informed by the data collected using the framework,
85 and other data collection, can show how needs are being met throughout
86 the county and who is being served with program services, while creating
87 an opportunity for the county to better serve those whose needs are not
88 being met. Data collection from King County and service providers can

Ordinance 19354

89 provide for accountability for the expenditure of levy proceeds and
90 meeting program goals and outcomes.

91 BE IT ORDAINED BY THE COUNCIL OF KING COUNTY:

92 SECTION 1. The Best Starts for Kids Implementation Plan, dated October 13,
93 2021, Attachment A to this ordinance, is hereby adopted to govern the expenditure of
94 best starts for kids levy proceeds as authorized under Ordinance 19267."

95 SECTION 2. A. No later than July 15 of each year of the Best Starts for Kids
96 levy, as authorized under Ordinance 19267, beginning with the first report to be filed by
97 July 15, 2023, the executive shall electronically file the Best Starts for Kids annual report
98 on levy expenditures, services and outcomes with the clerk of the council, who shall
99 provide an electronic copy to all councilmembers and all members and alternate members
100 of the regional policy committee, or its successor. Each annual report shall be
101 accompanied by a proposed motion that shall acknowledge receipt of the report.

102 B. The annual report on levy expenditures, services and outcomes shall include
103 total expenditures of levy proceeds by program area by ZIP Code in King County and the
104 number of individuals receiving levy-funded services by program area by ZIP Code in
105 King County of where the individuals reside at the time of service. King County shall
106 require collection of this ZIP Code information from all service contractors who receive
107 moneys from the best starts for kids levy for contracts executed after December 31, 2021.
108 King County shall work with contractors providing services to individuals and families to
109 develop the capacity to collect and report the information to the county. The annual
110 report shall include this ZIP Code information in addition to any other ways the report
111 may visually provide the information.

Ordinance 19354

112 C. This section shall prevail in the event of a conflict between the language in
113 this section and language contained in Attachment A to this ordinance.
114

Ordinance 19354 was introduced on 8/17/2021 and passed by the Metropolitan King County Council on 11/2/2021, by the following vote:

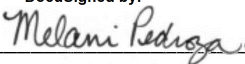
Yes: 9 - Ms. Balducci, Mr. Dembowski, Mr. Dunn, Ms. Kohl-Welles, Ms. Lambert, Mr. McDermott, Mr. Upthegrove, Mr. von Reichbauer and Mr. Zahilay

KING COUNTY COUNCIL
KING COUNTY, WASHINGTON

DocuSigned by:

7E1C273CE9994B6...
Claudia Balducci, Chair

ATTEST:

DocuSigned by:

8DE1BB375AD3422...
Melani Pedroza, Clerk of the Council

APPROVED this _____ day of 11/12/2021, _____.

DocuSigned by:

4FBCAB8196AE4C6...
Dow Constantine, County Executive

Attachments: A. Best Starts for Kids Implementation Plan 2022-2027, dated October 13, 2021

1
2
3
4
5
6
7
8
9
10
11
12
13
14
15
16
17
18

Best Starts for Kids Implementation Plan: 2022-2027

October 13, 2021



King County

19
20

Attachment A | *Best Starts for Kids* Implementation Plan: 2022-2027

1	Table of Contents	
2	I. Executive Summary	3
3	II. Best Starts for Kids Introduction	15
4	III. Implementation Plan Background and Methodology	20
5	A. Department Overview	20
6	B. Foundational Policies and Plans.....	21
7	C. Ordinance Requirements and Requested Elements.....	25
8	D. Report Methodology.....	25
9	E. Community Engagement Summary	26
10	F. Governing Board Guidance	28
11	IV. Best Starts Plan for 2022-2027	30
12	A. Framework and Results.....	30
13	B. Fiscal Overview	33
14	C. Investment Area and Strategy Summary.....	38
15	D. Child Care.....	39
16	E. Investing Early (Prenatal to Five)	45
17	F. Sustain the Gain (Five to 24).....	59
18	G. Youth and Family Homelessness Prevention (YFHPI)	72
19	H. Communities of Opportunity	73
20	I. Capital Program	76
21	J. Technical Assistance and Capacity Building.....	80
22	K. Data and Evaluation	82
23	L. Procurement, Equity and Partnership Work.....	89
24	M. Mitigation of Prorationing	91
25	V. Conclusion & Next Steps	93
26	VI. Appendices	94
27	A. Ordinance 19267.....	94
28	B. Motion 15888.....	102
29	C. Ordinance Requirements and Requested Elements.....	104
30	D. Best Starts 2016-2021 Outcomes	112
31	E. Headline & Secondary Indicators.....	114

Attachment A | *Best Starts for Kids* Implementation Plan: 2022-2027

1	F.	CYAB Governance Board Roster.....	116
2	G.	COO Governance Group Roster	118
3	H.	Fiscal Detail on Operating Investments	119
4	I.	Procurement and Financial Policies	120
5	J.	Community Engagement Stakeholders.....	122
6	K.	Evaluation Plan Example	123
7			
8			

1 **I. Executive Summary**

2
3 This *Best Starts for Kids* Implementation Plan is provided pursuant to Ordinance 19267 and Motion
4 15888.^{1,2} It provides a history of the 2016-2021 *Best Starts for Kids* levy and describes the proposed
5 2022-2027 *Best Starts for Kids* levy. This plan outlines *Best Starts*' impacts, framework, and results. It
6 identifies *Best Starts* investment areas and strategies and serves as the Implementation Plan for the
7 renewal and expansion of *Best Starts* for the 2022-2027 levy period.

8
9 **Best Starts Introduction**

10
11 **History, Values and Frameworks**

12 *Best Starts for Kids* (*Best Starts*) is King County's community-driven initiative to support every baby born
13 and child raised in King County to be happy, healthy, safe, and thriving. Initially approved by voters in
14 2015 and in place since 2016, *Best Starts* invests in comprehensive supports for children, youth, young
15 adults, and families and caregivers, catalyzing strong starts in early childhood, and sustaining those gains
16 as children progress to adulthood.

17
18 By promoting positive outcomes for children, intervening early when kids and families need support,
19 and building on family and community strengths, *Best Starts* launches King County's young people on a
20 path to lifelong health and well-being. Since 2016, the initiative has pursued three overarching results:
21

Best Starts for Kids' Results

1. **Babies are born healthy and given a foundation for a happy, healthy life**
2. **Young people have equitable opportunities to be safe, healthy, and thriving**
3. **Communities offer safe, welcoming environments for their kids**

22
23 Anticipating the first *Best Starts* levy expiration, the Executive transmitted a proposed ballot measure
24 ordinance in January 2021 to the King County Council, to renew and replace the expiring *Best Starts*
25 levy.³ To accompany the proposed ordinance, the Executive transmitted a Blueprint Report
26 summarizing the key principles of the proposed ballot measure ordinance.⁴ Ordinance 19267 in April
27 2021 authorized the placement of the measure on the ballot.

28
29 *Best Starts* is driven by the foundational value that centering the voices and lived experiences of
30 communities across the region most impacted by systemic racism is critical. In 2016, the King County
31 Children and Youth Advisory Board (CYAB) created an equity statement and later a set of equity

¹ Ordinance 19267. [\[LINK\]](#)
² Motion 15888. [\[LINK\]](#)
³ Ordinance 19267. [\[LINK\]](#)
⁴ *Best Starts for Kids* Blueprint Report (2021). [\[LINK\]](#)

Attachment A | *Best Starts for Kids* Implementation Plan: 2022-2027

1 statement questions that hold *Best Starts* accountable and shape its work. The full equity statement
2 and questions are outlined in Table 6.

3

4 **Accomplishments**

5 The first *Best Starts for Kids* levy reached 490,000 of King County’s youngest children and new
6 parents/caregivers and 40,000 youth and young adults, catalyzing strong starts in a child’s earliest years,
7 strengthening communities, and helping families remain housed and meet basic needs. The focus on
8 evaluation and achieving outcomes is important for programs to track and report on their performance,
9 while demonstrating successful outcomes. Select outcomes can be found in Appendix D.

10

11 *Best Starts* also promoted changes in policies and systems, including improvements in County processes,
12 and supporting community ownership of data. These system and policy changes impacted long standing
13 racial inequities in health outcomes, such as inequities in maternal and infant health and lack of quality,
14 affordable childcare for working families.⁵ Communities also saw greater efficiencies and ease in their
15 experiences with the County, though much work remains.

16

17 **Implementation Plan Background & Methodology**

18

19 **Department Overview**

20 The King County departments of Community and Human Services (DCHS) and Public Health–Seattle and
21 King County (PHSKC) share an important vision grounded in the King County Strategic Plan:⁶ that all King
22 County residents achieve optimal health and well-being and that communities thrive. *Best Starts*
23 supports equitable and comprehensive early development supports and needed supports throughout
24 childhood to assure that all children and families can thrive and prosper. Through *Best Starts for Kids*,
25 DCHS and PHSKC jointly administer *Best Starts* to realize this vision.

26

27 **Foundational Policies and Plans**

28 King County is committed to making a welcoming community where every person, business, and
29 organization can thrive.⁷ *Best Starts for Kids* emulated this commitment by developing its theoretical
30 framework and strategies based on key King County policies, plans, and initiatives, including the King

⁵ Motion 15769. [\[LINK\]](#)

⁶ The King County Council approved the King County Strategic Plan [\[LINK\]](#) by Ordinance 16897 in 2010, and adopted the corresponding vision, mission, guiding principles, goals, and priorities by Motion 14317 in 2015.

⁷ King County Strategic Plan [\[LINK\]](#).

Attachment A | *Best Starts for Kids* Implementation Plan: 2022-2027

1 County Strategic Plan, the Health & Human Services Transformation Plan, the Youth Action Plan, and the
2 King County Equity and Social Justice Strategic Plan.^{8,9,10}

3 **Ordinance Requirements and Requested Elements**

4 The *Best Starts* for Kids Implementation Plan 2022-2027 responds to the requirements outlined in
5 Ordinance 19267 and elements requested in Motion 15888.^{11,12} Key requirements are highlighted in
6 subsection C of this section. A comprehensive table of all requirements and requested elements along
7 with how they are addressed within the *Best Starts for Kids* Implementation Plan: 2022-2027 can be
8 found in Appendix C.

9

10 **Governing Board Guidance**

11 In developing this plan *Best Starts* partnered with the Children and Youth Advisory Board and the
12 Communities of Opportunity Governing Group, who govern *Best Starts for Kids* and provide guidance
13 and oversight to Communities of Opportunity respectively.¹³ Strategy-specific board workgroups guided
14 the planning in February, March, and April of 2021. Both boards hosted workdays in May 2021 to
15 provide input and voted to endorse the *Best Starts* Implementation Plan 2022-2027 in June 2021.

16

17 **Community Engagement Summary**

18 Communities informed planning for the proposed renewal and expansion, leading to the *Best Starts for*
19 *Kids* 2022-2027 Implementation Plan. *Best Starts* partnered with ten regionally based coalitions of
20 community organizations and five community stakeholder groups to host fifteen listening sessions, from
21 August through November 2020. Input from these sessions and a community survey informed the
22 recommendations for a renewed and expanded *Best Starts* levy. Community engagement and feedback
23 throughout a renewed and expanded, voter approved *Best Starts* levy will be crucial in responding to
24 existing and emerging community needs. A comprehensive list of community stakeholder groups that
25 provided feedback can be found in Appendix J.

26

27 ***Best Starts* Plan for 2022-2027**

28

29 **Framework and Results**

⁸ The King County Council approved the King County Strategic Plan [\[LINK\]](#) by Ordinance 16897 in 2010, and adopted the corresponding vision, mission, guiding principles, goals, and priorities by Motion 14317 in 2015.

⁹ Motion 13768 requested the development of the Health and Human Services Transformation Plan. [\[LINK\]](#) The King County Council accepted the plan by Motion 13943 in 2013.

¹⁰ Ordinance 17738 directed the development of the Youth Action Plan. The King County Council adopted the plan by Motion 14378 in 2015. [\[LINK\]](#)

¹¹ Ordinance 19267. [\[LINK\]](#)

¹² Motion 15888. [\[LINK\]](#)

¹³ Ordinance 19267. [\[LINK\]](#)

Attachment A | *Best Starts for Kids* Implementation Plan: 2022-2027

1 *Best Starts'* work is conceptualized through a promotive- and protective-factors framework.¹⁴ The
2 framework is a guidepost for identifying strategies that promote what is needed to protect children,
3 youth and communities working to eliminate the negative risk factors or barriers. The outcomes of doing
4 so include strong child development, thriving families, supportive networks, healthy youth, and inclusive
5 communities. Investment areas and strategies are carefully identified to promote these outcomes for all
6 the families, children, youth and communities. Evaluation plans and selected performance measures will
7 be similarly grounded in this theoretical framework.¹⁵
8
9

¹⁴ Browne, C., Notkin, S., Schneider-Muñoz, A., & Zimmerman, F. (2015). Youth Thrive: A Framework to Help Adolescents Overcome Trauma and Thrive. *Journal of Child and Youth Care Work*, 25, 33-52. [\[LINK\]](#)

¹⁵ The Data and Evaluation section. [\[LINK\]](#)

Attachment A | *Best Starts for Kids* Implementation Plan: 2022-20271 **Fiscal Overview**

2 Revenue estimates for *Best Starts* from 2022-2027 are based on an increase in the levy rate from \$0.14
 3 per \$1,000 of assessed value to \$0.19 per \$1,000 of assessed value. The revenue and expenditure
 4 estimates reflect the proposed levy rate, the taxable assessed valuation, and the projected assessed
 5 valuation growth rate based on the July 2021 forecast from the King County Office of Economic and
 6 Financial Analysis.¹⁶ Over the six years of the levy, an estimated \$883.8 million of revenue is expected to
 7 be received to invest in increasing positive outcomes for families, children, youth, and families.

8
 9 Allocations to Investing Early, Communities of Opportunity, and Evaluation for 2022-2027 remain similar
 10 to those in the first levy, with an increase to Technical Assistance and Capacity Building and Sustain the
 11 Gain investments. This increase is based upon identified need from community feedback and learnings
 12 about *Best Starts* 2016-2021 described in the *Best Starts For Kids* Assessment Report transmitted in
 13 response to Motion 15651.¹⁷ A new King County Child Care Subsidy Program and Workforce
 14 Demonstration Project for the 2022-2027 *Best Starts* to support access to high quality care is based
 15 upon recommendations from the Children and Families Strategy Task Force.¹⁸ Also, a new category of
 16 capital grants has been added to support improvements to facilities and development of new facilities.

17
 18 Ordinance 19267 requires that 22.5 percent of first-year revenues and at least \$240 million over the life
 19 of the levy be invested in Youth and Family Homelessness Prevention Initiative, Child Care Subsidy
 20 Program and Wage Demonstration Project, and Technical Assistance and Capacity Building. Contingent
 21 on revenue projections exceeding \$822 million, up to \$50 million is allocated for capital grants.¹⁹

22 Remaining levy proceeds are allocated according to the following percentages:

- 23 • Investing Early at 50 percent, supports programs for children ages prenatal to five,
- 24 • Sustain the Gain at 37 percent, supports services for children and you aged five to 24,
- 25 • Communities of Opportunity at eight percent to impact racial and economic equity;
- 26 • Data and Evaluation at five percent. This includes evaluation, stipends for children and youth
 27 serving on the CYAB, and prorationing mitigation to replace any lost fire, hospital, and parks
 28 districts in the event this levy suppresses their levies.²⁰

29
 30 Figure 1 shows proportional spending in the seven categories of operating investment, over the total six-
 31 year life of *Best Starts*' 2022-2027 levy, based on current projections, excluding capital investments.
 32 Investing Early (prenatal to five) is the largest investment at a projected \$291 million over the life of the
 33 levy, followed closely by Sustain the Gain (five to 24) at \$215 million and Child Care Subsidy program
 34 and Workforce Boost Demonstration project at \$199 million.

35

¹⁶ King County Assessor. [\[LINK\]](#)

¹⁷ *Best Starts for Kids* Assessment Report Recommendations, page 135. [\[LINK\]](#)

¹⁸ Children & Family Strategy Task Force report [\[LINK\]](#)

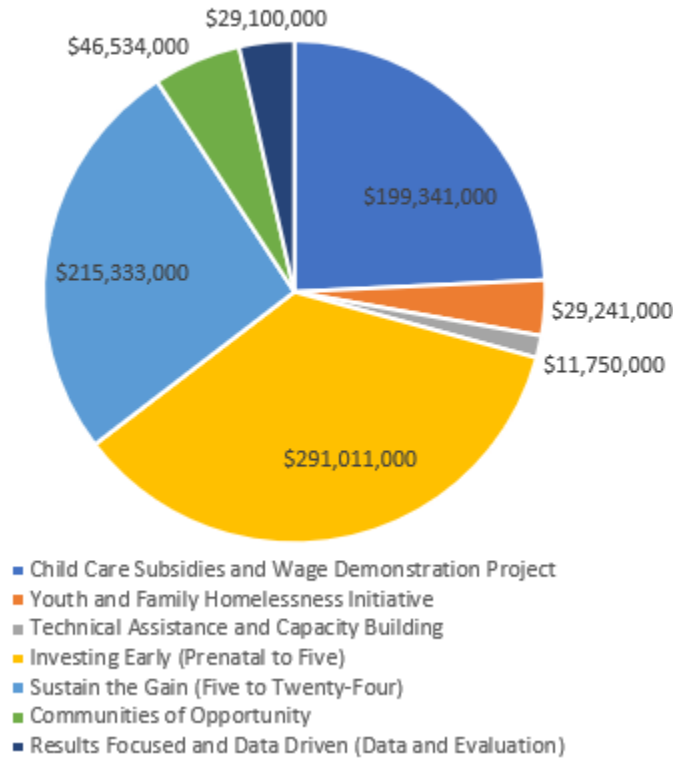
¹⁹ Ordinance 19267. [\[LINK\]](#)

²⁰ Current modeling does not suggest prorationing will occur during this levy period given current levy rates countywide, though economic trends reducing assessed property value or rate increases from other taxing districts may change that forecast. For more information about prorationing mitigation, see Section IV.M.

Attachment A | *Best Starts for Kids* Implementation Plan: 2022-2027

1 *Figure 1: Projected Total Expenditures 2022-2027 Excluding Capital Projects*

Total Operating Expenditures Over Life of Levy*



2
3 *Does not include capital projects

4
5 **Investment Areas**

6 The *Best Starts* 2022-2027 levy maintains and builds upon the first *Best Starts* levy’s investments, while
7 also adding new strategies to address the region’s critical child care needs, deepening investments in
8 youth, and including opportunities for capital projects. The following investment areas are detailed
9 within this Implementation Plan and briefly outlined in Table 1.

10
11

Attachment A | *Best Starts for Kids* Implementation Plan: 2022-20271 *Table 1: Investment Area Descriptions*

Investment Areas	Description
Child Care Subsidy Program and Workforce Demonstration Project	Expand access for children and their families who are not eligible for existing federal, state, or local subsidy programs or for whom these programs are insufficient. Support investments in the child care workforce through a wage boost demonstration project.
Investing Early²¹	Support pregnant individuals, babies, and very young children during their critical developmental years, and their parents with a robust system of support services and resources that meet families where they are: home, community, and in child care to increase optimal child development.
Sustain the Gain²²	Continue progress made with school- and community-based opportunities for children to learn, grow, and develop through childhood, adolescence, and into adulthood.
Youth and Family Homelessness Initiative²³	Prevent young people and their families from losing housing.
Communities of Opportunity Capital Projects	Support communities to create equitable conditions so that children and families can thrive. Provide monies for facility/building repairs, renovations and new construction or expansion to improve access to high quality programs and services for low-income children, youth, families and Black, Indigenous, People of Color (BIPOC).
Technical Assistance and Capacity Building	Offers free provision and co-creation of information, tools, resources to strengthen the infrastructure of <i>Best Starts</i> -awarded organizations, and opportunities for areas with service gaps to build capacity. Offers free writing support when applying for <i>Best Starts</i> dollars.
Data and Evaluation	Use data and evaluation to understand how strategies are benefiting children and communities.

2

3 **King County Child Care Subsidy Program & Workforce Demonstration Project | 2022-2027 Funding**
4 **Estimate: \$199,341,000**

5 *Best Starts* funding provides a new opportunity for King County to lead in strengthening child care as
6 critical infrastructure. *Best Starts* will partner with one or more intermediaries to administer subsidies to
7 expand access to child care at licensed centers or family child care sites for approximately 3,000 children
8 aged birth to 12 and their families. The proposed *Best Starts for Kids* Workforce Demonstration Project
9 will allocate at least \$5 million annually to provide a salary supplement to up to 1,400 low-paid child
10 care providers working with children aged birth to 12 in King County.

²¹ The Heckman Equation: The Economics of Human Potential [[LINK](#)].

²² Browne, C., Notkin, S., Schneider-Muñoz, A., & Zimmerman, F. (2015). Youth Thrive: A Framework to Help Adolescents Overcome Trauma and Thrive. *Journal of Child and Youth Care Work*, 25, 33-52. [[LINK](#)]

²³ As described above, Ordinance 18088 directed investing \$19M from 2016 revenue, and \$2M were added in 2017 to support additional program needs.

Attachment A | *Best Starts for Kids* Implementation Plan: 2022-20271 **Investing Early | 2022-2027 Funding Estimate: \$291,011,000**

2 *Best Starts* invests early to support pregnant and parenting families, infants, very young children, and
 3 caregivers during the critical first five years of life. *Best Starts'* robust system of support services and
 4 resources meet families where they are, either at home, in the community, or wherever children are
 5 cared for. Table 2 summarizes Investing Early strategies.

6
 7 *Table 2: Investing Early Strategies Funding Estimates*

Strategy	2022-2027 Funding Estimate
Maternal and Child Health Services provide a range of vital supports at home, clinic, and community settings to pregnant individuals and parenting families.	\$89,024,000
Home-Based Services provides relationship-based support to expecting parents and parents of children aged birth to five in the places they live.	\$63,398,000
Community-Based Parenting Supports (CBPS) provides community-centered, peer-based services to pregnant individuals, parents, and caregivers of children aged birth to five.	\$24,091,000
Early Support for Infants and Toddlers (ESIT) promotes equitable outcomes for families with children, aged birth to three, who have developmental delays or disabilities.	\$28,529,000
Universal Developmental Screening provides information, training, tools, and connections among providers to ensure all King County children receive culturally appropriate, high-quality developmental screening throughout early childhood.	\$19,020,000
Child Care Health Consultation (CCHC) promotes the health, safety, and development of children and caregivers in child care settings.	\$21,555,000
Systems Building for Infant and Early Childhood Mental Health focuses on improving social and emotional outcomes of young children aged birth to five.	\$9,510,000
Workforce Development provides training, technical assistance, and peer learning opportunities to build the knowledge and skills of early childhood practitioners.	\$8,305,000
Innovation Supports leverages the expertise and creativity of community to design, develop, and lead effective programs and interventions serving children aged birth to five and their families.	\$6,340,000
Help Me Grow empowers families to support their children's health by connecting them to what they need, when and how they need it.	\$16,484,000
Environmental Supports: Lead and Toxics builds on this leadership to prevent childhood lead poisoning, identify and reduce exposures to environmental toxics, and equitably improve health outcomes.	\$4,755,000

8
 9

10 **Sustain the Gain | 2022-2027 Funding Estimate: \$215,333,000**

11 The Sustain the Gain investment area supports programs that empower youth; support social-emotional
 12 development, mental wellbeing, positive identity, health, academics and employability; and provide safe
 13 and healthy spaces for youth to connect with peers and supportive adults in and out of school. Table 3
 14 summarizes the strategies in the Sustain the Gain investment area.

15

Attachment A | *Best Starts for Kids* Implementation Plan: 2022-20271 *Table 3: Sustain the Gain Strategies Funding Estimates*

Strategy	2022-2027 Funding Estimate
Expanded Learning provides high-quality and culturally responsive programming to children and youth, including access to a range of activities from academic enrichment to cultural and social development activities, recreation, physical activity and health promotion, arts education, and leadership skills.	\$44,094,000
Youth Development invests in mentoring, leadership and positive identity development, and opportunities to learn how to develop healthy and safe relationships (including domestic violence prevention and peer to peer support).	\$28,212,000
SB:SBIRT School-Based Screening and Brief Intervention and for Referral to Treatment/Services provides prevention, outreach, and early intervention to address mental health and substance use impacts during the critical middle and high school years.	\$15,691,000
School-Based Health Centers provide comprehensive medical, mental health, and dental services in school settings to children and adolescents who are often underserved by the medical community.	\$19,020,000
Liberation and Healing addresses community trauma and its impacts on young people by promoting strengths-based social and emotional supports.	\$30,748,000
Positive Family Connections strengthen parent-to-parent engagement, kinship care relationships, intergenerational and cultural heritage bonds, restorative practices, personal development for young people and parents/caregivers, and the connections among these family members.	\$8,876,000
Healthy and Safe Environments funds community partners empowering youth to transform systems, environments, and policies to decrease and prevent continued inequity in their communities.	\$6,340,000
Stopping the School-to-Prison Pipeline (SSPP) invests in direct service programs as an alternative to harmful punitive legal measures, and drives policy and systems change work to shift the current juvenile legal system.	\$29,480,000
Transitions to Adulthood helps young people who face major barriers to meet their education and employment goals.	\$30,019,000
Child and Adolescent Immunizations addresses systemic barriers to vaccine delivery, and communities' emergent and changing basic healthcare needs by gathering key stakeholders and implementing quality improvement in pediatric healthcare.	\$2,853,000

2

3 **Youth and Family Homelessness Prevention Initiative | 2022-2027 Funding Estimate: \$29,241,000**

4 The Youth and Family Homelessness Prevention Initiative (YFHPI) prevents youth and families with
5 children from becoming homeless by intervening quickly with landlords and housing providers to assist
6 with maintaining permanent housing. YFHPI is implemented through diverse community partners. The
7 program combines case management with financial assistance where necessary to enable families to
8 maintain long-term housing stability.

9

Attachment A | *Best Starts for Kids* Implementation Plan: 2022-20271 **Communities of Opportunity | 2022-2027 Funding Estimate: \$46,534,000**

2 COO is a network of residents, communities, decision-makers, and funders who believe every
 3 community can be a healthy, thriving community and that equity and racial justice are both necessary
 4 and achievable. *Best Starts* understands that the conditions in communities play an important role in
 5 contributing to healthy, thriving children and families. COO works to secure additional funding sources
 6 to its program strategies; thus, it is important to retain flexibility in allocating amounts to the program
 7 areas. Each program strategy outlined in Table 4 below includes an estimated funding range, expressed
 8 as a percentage of the total COO funding.²⁴

9

10 *Table 4: Communities of Opportunity Strategies Funding Estimates*

Strategy	2022-2027 Funding Estimate
Partnerships in place-based and cultural communities supporting local solutions	40-45 percent of COO funding
Policies and systems change for racial, economic, and health equity	40-45 percent of COO funding
Capacity building in community-based groups , testing innovative models and leveraging collective knowledge to accelerate change	Minimum 10 percent and up to 15 percent of COO funding

11

12 **Capital Grants Program | 2022-2027 Funding Estimate: \$50,000,000**

13 *Best Starts'* Capital Grants Program will provide contracts for building repairs, renovations and new
 14 construction or expansion to improve access to high quality programs and services for low-income
 15 children, youth, families and Black, Indigenous, People of Color (BIPOC). The program will focus on
 16 equitable community-driven development to ensure projects are aligned with and serve the
 17 community's needs. Eligible projects may include, but are not limited to, recreational, early learning,
 18 and child care facilities and housing for youth, young adults, and families.²⁵ As directed by Ordinance
 19 19267, funding will be available for capital contracts when *Best Starts* levy revenues are anticipated
 20 above \$822 million.²⁶ Revenue forecasts will be evaluated annually to determine the amount of funding
 21 available. If projections are less, then the Capital Grants Program will be reduced accordingly.

22

23 **Technical Assistance and Capacity Building | 2022-2027 Funding Estimate: \$11,750,000**

24 *Best Starts* recognizes that many organizations, and the communities they serve, have historically
 25 experienced barriers to funding opportunities from government agencies such as King County. To
 26 address this, *Best Starts* provides free technical assistance to remove linguistic, cultural, and procedural
 27 obstacles that might prevent qualified organizations from seeking *Best Starts* funding.

28

29 *Best Starts* Capacity Building Support (CB) is available to *Best Starts*-awarded organizations to provide
 30 and co-create information, tools, and resources to strengthen their infrastructure, address service gaps,

²⁴ Funding levels will be determined by the COO Governance Group and the sum of the percentages allocated will equal 100 percent. Ordinance 18422. [\[LINK\]](#)

²⁵ Grant funds will be offered annually through competitive procurement informed by community engagement.

²⁶ Ordinance 19267. [\[LINK\]](#)

Attachment A | *Best Starts for Kids* Implementation Plan: 2022-2027

1 and build capacity. Capacity builders offer individualized, responsive coaching and training to support
2 organizations' capabilities.²⁷

3

4 **Data and Evaluation | 2022-2027 Funding Estimate: \$29,100,000**

5 *Best Starts* evaluation investments will support a team of highly technical and skilled staff, the
6 development and maintenance of robust data systems, and partnerships with external evaluators with
7 deep expertise. With this investment, *Best Starts* will continue to develop insight that enables providers,
8 communities, and policymakers to make more data-informed decisions and engage in continuous
9 quality improvement. *Best Starts* assesses its results beginning with Results Based Accountability (RBA),
10 and supplements RBA with additional evaluation activities. The resulting framework includes population
11 indicators, performance measurement, and in-depth evaluation for a subset of strategies.

12

13 The Executive will provide the *Best Starts* Annual Report on Levy Expenditures, Services, and Outcomes
14 (*Best Starts* Annual Report) no later than July 15 each year from 2023 through 2028, covering the prior
15 calendar year.²⁸ *Best Starts* Annual Reports will provide data for the Investing Early, Sustain the Gain,
16 COO, YFHPI, child care, capital grants, and technical assistance and capacity building strategy areas, and
17 will phase in the additional geographic detail required by Ordinance 19267 starting in 2023 and 2024.²⁹

18

19 **Investment Considerations**

20

21 *Investment Flexibility*

22 During the COVID-19 pandemic in 2020 and 2021, *Best Starts* worked with partners to revise scopes of
23 work within contracts to enable community agencies to be more flexible to meet the needs of families.
24 Through community conversations held in October and November 2020, *Best Starts* partners expressed
25 that the flexible funding during the COVID-19 pandemic was essential for them to survive
26 unprecedented times.³⁰ Therefore, *Best Starts* intends to continue that type of flexibility as communities
27 rebuild from the pandemic in the coming years.

28

29 *Geographic Distribution and Targeted Universalism*

30 *Best Starts* is committed to directly addressing regional, racial, and economic disparities in King County
31 and addressing the systems that create these disparities. To do this, *Best Starts* services are planned
32 with geographic distribution throughout the county and racial equity and social justice (ESJ) in mind,
33 responding to the community's ideas and feedback, and reflecting the results of competitive

²⁷ Areas of support include financial management, human resources, data and evaluation, IT, marketing, board governance, equity and social justice, legal services, and organizational development.

²⁸ Ordinance 19267. [[LINK](#)]

²⁹ Ibid.

³⁰ Best Starts for Kids COVID-19 Impacts Report. [[LINK](#)]

Attachment A | *Best Starts for Kids* Implementation Plan: 2022-2027

1 procurement processes.³¹ To achieve these aims, a targeted universalism³² approach guides *Best Starts'*
2 service distribution; this approach recognizes that services must be focused where the need is greatest.

3 *Prorationing*

4 Current modeling as of mid-2021 suggests that no related metropolitan park, fire, or local hospital
5 district prorationing will occur during *Best Starts'* 2022-2027 levy period given current levy rates
6 countywide. If prorationing occurs, *Best Starts* will partner with jurisdictions to identify eligible services
7 to fund that improve health and wellbeing outcomes of children, youth, families, and communities.^{33,34}

8
9 **Conclusion**

10 The *Best Starts for Kids* levy and the programs and services it supports reflect the fundamental beliefs
11 that King County is a region of considerable opportunity; that all residents benefit when the King County
12 community supports each child, youth, and young adult to achieve their fullest potential; and that lives
13 of health, prosperity and purpose must be within reach for every King County resident. To create these
14 opportunities for King County's young people, in 2022-2027 *Best Starts* will maintain its investments
15 strategies from the first 2016-2021 levy while expanding upon these successes to build new
16 programming such as child care subsidies, and increasing funding for programs for older youth, and
17 capital investments in facilities serving children and youth. To assure transparency and accountability,
18 *Best Starts* will report on its outcomes, expenditures, and program implementation annually.

19

³¹ Office of Disease Prevention and Health Promotion, Social Determinants of Health. [\[LINK\]](#)

³² See further discussion of targeted universalism in Section IV.L.

³³ Ordinance 19267. [\[LINK\]](#)

³⁴ RCW 84.52.010. [\[LINK\]](#)

II. Best Starts for Kids Introduction

History, Values and Framework

Best Starts for Kids (*Best Starts*) is King County's community-driven initiative to support every baby born and child raised in King County to be happy, healthy, safe, and thriving. Initially approved by voters in 2015 and in place since 2016, *Best Starts* invests in comprehensive supports for children, youth, young adults, and families and caregivers, catalyzing strong starts in early childhood, and sustaining those gains as children progress to adulthood. By promoting positive outcomes for children, intervening early when kids and families need support, and building on family and community strengths, *Best Starts* launches King County's young people on a path to lifelong health and well-being. Since 2016, *the initiative* has pursued three overarching results:

Best Starts for Kids' Results

1. Babies are born healthy and given a foundation for a happy, healthy life
2. Young people have equitable opportunities to be safe, healthy, and thriving
3. Communities offer safe, welcoming environments for their kids

Through a voter-approved levy lid lift that Washington law limits to six years,³⁵ *Best Starts* takes a disciplined, proactive approach to meet kids and families with the right support at the right time, rather than reacting to crises. Voters approved the first *Best Starts* levy in 2015 with a first-year levy rate of \$0.14 per \$1,000 of a property's assessed value.³⁶

Anticipating the first *Best Starts* levy expiration, the King County Council passed Motion 15651, requesting the Executive to prepare an assessment report to inform Council deliberations regarding possible renewal of the *Best Starts for Kids* levy.³⁷ In December 2020, Motion 15769 approved the *Best Starts* Assessment Report.³⁸ Building upon the findings and recommendations of the Assessment Report, in January 2021 the Executive transmitted a proposed ballot measure Ordinance to the King County Council to renew and replace the expiring *Best Starts* levy.^{39, 40} To accompany the Ordinance, the Executive transmitted a Blueprint Report summarizing the key principles of the proposed ballot measure Ordinance. Ordinance 19267 in April 2021 authorized the placement of the measure on the ballot. King County voters approved Proposition No. 1 on August 3, 2021, authorizing the renewal of the *Best Starts* for Kids levy, continuing for 2022 through 2027, with a first-year levy rate of \$0.19 per \$1,000 of a property's assessed value.

³⁵ [RCW 84.55.050](#)

³⁶ Ordinance 18088 outlined the goals and uses of the original *Best Starts* Levy and provided for its submission to voters. [\[LINK\]](#)

³⁷ Motion 15651. [\[LINK\]](#)

³⁸ Ibid.

³⁹ Ordinance 19267. [\[LINK\]](#)

⁴⁰ Motion 15769. [\[LINK\]](#)

Attachment A | *Best Starts for Kids* Implementation Plan: 2022-2027

1 The *Best Starts for Kids* levy and the programs and services it supports reflect the fundamental beliefs
 2 that King County is a region of considerable opportunity; that all residents benefit when the King County
 3 community supports each child, youth, and young adult to achieve their fullest potential; and that lives
 4 of health, prosperity and purpose must be within reach for every King County resident.

5
 6 Over the last six years, *Best Starts* has worked to assure that neither ZIP Code nor family income
 7 constrain people from pursuing lives of promise and possibility, while advancing equity in systems and
 8 policies that affect families across King County.⁴¹

9
 10 *Best Starts* designed its 2016-2021 investment areas and strategies through community feedback and
 11 backed by research on human development. *Best Starts* advances each investment area through
 12 strategies and programs that are described in section IV of this plan. Each investment area from the
 13 2016-2021 *Best Starts* Levy is described below in Table 5.⁴² These investments areas set the foundation
 14 for *Best Starts* and will remain foundational for 2022-2027.

15
 16 *Table 5: Investment Descriptions*

Investment Strategy	Description
Investing Early ⁴³	Support pregnant individuals, babies, and very young children during their critical developmental years, and their parents with a robust system of support services and resources that meet families where they are: home, community, and in child care
Sustain the Gain ⁴⁴	Continue progress made with school- and community-based opportunities for children to learn, grow, and develop through childhood, adolescence, and into adulthood
Communities of Opportunity	Support communities to create equitable conditions so that children and families can thrive
Data and Evaluation	Use data and evaluation to understand how strategies are benefiting children and communities
Youth and Family Homelessness Initiative ⁴⁵	Prevent young people and their families from losing housing

17
 18 *Best Starts* is driven by the foundational value that centering the voices and lived experiences of
 19 communities across the region most impacted by systemic racism is critical. The Children and Youth
 20 Advisory Board (CYAB) that provides governance for *Best Starts* represents an array of King County

⁴¹ Ibid.

⁴² List of programs funded by *Best Starts* is available online [\[LINK\]](#).

⁴³ The Heckman Equation: The Economics of Human Potential [\[LINK\]](#).

⁴⁴ Browne, C., Notkin, S., Schneider-Muñoz, A., & Zimmerman, F. (2015). Youth Thrive: A Framework to Help Adolescents Overcome Trauma and Thrive. *Journal of Child and Youth Care Work*, 25, 33-52. [\[LINK\]](#)

⁴⁵ As described above, Ordinance 18088 directed investing \$19M from 2016 revenue, and \$2M were added in 2017 to support additional program needs.

Attachment A | *Best Starts for Kids* Implementation Plan: 2022-2027

1 residents with geographically and culturally diverse perspectives.⁴⁶ In 2016 the CYAB created an equity
 2 statement and later a set of equity statement questions that hold *Best Starts* accountable and shape its
 3 work. Both are outlined in Table 6 below.

4
 5 *Table 6: CYAB Equity Statement*

CYAB Equity Statement	CYAB Equity Statement-Based Questions
<p>Equity is an ardent journey toward well-being as defined by the affected.</p> <ul style="list-style-type: none"> • Equity demands sacrifice and redistribution of power and resources in order to dismantle systems of oppression, heal continuing wounds, and realize justice. • To achieve equity and social justice, we must first root out deeply entrenched systems of racism. • Equity proactively builds strong foundations of agency, is vigilant for unintended consequences, and boldly aspires to be restorative. • Equity is disruptive and uncomfortable and not voluntary. • Equity is fundamental to the community we want to build. 	<ul style="list-style-type: none"> • Has this proposal⁴⁷ been defined by the affected? • In what ways will this proposal lead to a redistribution of power? • How does this proposal help to root out systems of racism? • How does this proposal proactively build strong foundations of agency? <ul style="list-style-type: none"> • How is this proposal vigilant for unintended consequences? • How does this proposal aspire to be restorative? <ul style="list-style-type: none"> • What systems does this proposal disrupt and how? • How does this proposal help build a beloved community?

6
 7 Since its inception, *Best Starts for Kids* strove to incorporate equity into every aspect of its development
 8 and implementation. The CYAB’s equity statement and questions have been pivotal to guiding the focus
 9 on equity throughout *Best Starts*.

10
 11 **Accomplishments**

12 The first *Best Starts for Kids* levy reached 490,000 of King County’s youngest children and new
 13 parents/caregivers and 40,000 youth and young adults. The focus on evaluation and achieving outcomes
 14 is important for programs to track and report on their performance, while demonstrating successful
 15 outcomes.

16

⁴⁶ King County Ordinance 18217 established the Children and Youth Advisory Board (CYAB) in January 2016 to oversee *Best Starts* and the Youth Action Plan (YAP).

⁴⁷ The question will change to reflect what is being worked on, for example a proposal, policy or request for proposal.

Attachment A | *Best Starts for Kids* Implementation Plan: 2022-2027

1 Figure 2 below highlights selected outcomes and accomplishments from the first *Best Starts for Kids*
 2 levy.⁴⁸

3

4 *Figure 2: Outcome Highlights*

Promoting healthy starts from day one

- ✓ Breastfeeding is an important way to bond with a new baby while providing nourishment and building immunities but can be challenging for first-time moms. Among *Best Starts* programs that provide post-partum breastfeeding supports to over 1,000 families, 96 percent of parents started breastfeeding, helping their babies off to a healthy start from day one.

Supporting families navigating a child's earliest years

- ✓ Home visiting provides parents with a trusted source of support to lean on in a child's earliest years. Across *Best Starts* programs, home visitors have provided over 212,000 visits to new families. Kids whose families participated in the ParentChild + home visiting program showed a 57 percent improvement in kindergarten readiness compared to when they started the program.
- ✓ 99 percent of families in community-designed home visiting programs reported that they felt more concrete support, and 96 percent said they increased their knowledge of parenting and child development.

Building the capacity & knowledge of child care workers

- ✓ *Best Starts for Kids* equipped over 17,000 people who care for King County's youngest children with information and skills to support healthy development. Collectively, this group cares for over 70,000 children in King County. *Best Starts for Kids* provided training and support to over 8,000 people who work with King County's youth and young adults, with the potential to impact 300,000 young people in King County.

Partnering with schools to provide a foundation growth & development⁴⁹

- ✓ Prior to the pandemic, *Best Starts* partners worked with over 11,000 youth, parents, caregivers, teachers, and school staff in over 70 schools to create safe, welcoming environments for students facing trauma or adversity. 80 percent of youth in these programs said they felt safer and more valued at school, and 94 percent started coming to school more frequently. Students in Bellevue, Renton, and Vashon Island made over 16,000 visits to new *Best Starts*-funded school-based health centers since construction in 2017. Prior to the

⁴⁸ See [Appendix D](#) for a list of selected outcomes from the *Best Starts* 2016-2021 levy.

⁴⁹ The COVID-19 pandemic deeply impacted many *Best Starts for Kids* programs, performance measures, and outcomes as partners pivoted to provide services in a changing environment. When schools closed to in-person teaching in March 2020, *Best Starts* partners and staff pivoted to meet new needs and adjust strategies to continue ongoing work.

pandemic, 75 percent of students using these school-based health centers passed all their classes.

Strengthening the communities where kids grow up

- ✓ From 2018 through June 2020, Communities of Opportunity collaborated with over 150 organizations to create more than 241 new community partnerships and build the skills and capacity of approximately 2,500 people serving in leadership positions.

Preventing homelessness

- ✓ Since 2017, *Best Starts for Kids*' Youth and Family Homelessness Prevention Initiative served over 10,200 youth and families at risk of losing their housing; 96 percent of those completing the program remained housed one year after completing the program.

1
2 The first *Best Starts* levy also promoted changes in policies and systems, shifting internal county
3 processes, and supporting community ownership of data. These system and policy changes impacted
4 long standing racial inequities in health outcomes, such as inequities in maternal and infant health and
5 lack of quality, affordable childcare for working families.⁵⁰ Communities have benefited from new
6 funding, and have seen greater efficiencies and ease in their experiences with the County, though much
7 work remains. Communities continue to confront systemic racism and other inequities the global
8 pandemic has exacerbated. *Best Starts* continues to support families amid these turbulent times,
9 responding to their changing needs, and undergirding their strengths to achieve community-wide health
10 and well-being.
11

⁵⁰ Motion 15769. [\[LINK\]](#)

III. Implementation Plan Background and Methodology

This implementation Plan provides an overview of the *Best Starts for Kids* 2022-2027 levy, describes overall spending plans, and provides detail on the strategies for the renewal and expansion of *Best Starts* for 2022-2027.

A. Department Overview

The King County departments of Community and Human Services (DCHS) and Public Health–Seattle and King County (PHSKC) share an important vision grounded in the King County Strategic Plan:⁵¹ that all King County residents achieve optimal health and well-being and that communities thrive. *Best Starts* supports equitable and comprehensive early development supports and needed supports throughout childhood to assure that all children and families can thrive and prosper. Through *Best Starts for Kids*, DCHS and PHSKC jointly administer *Best Starts* to realize this vision.

Department of Community and Human Services

The Department of Community and Human Services (DCHS) manages a broad range of programs and services to help the County’s most vulnerable residents and to strengthen its communities. The mission of DCHS is to provide equitable opportunities for people to be healthy, happy, and connected to community. DCHS administers housing and homelessness investments, behavioral health treatment, and human services.

Public Health–Seattle and King County

Public Health-Seattle and King County (PHSKC) is the health department serving all of King County. The mission of PHSKC is to eliminate health inequities and maximize opportunities for every person to achieve optimal health. Overarching goals include: all children are born healthy and thrive; adults live long and healthy lives; and communities support health for all.

DCHS and PHSKC Partnership to Lead Best Starts

DCHS and PHSKC jointly administer *Best Starts* through a cross-departmental approach. This joint approach allows for stronger alignment and the ability to blend DCHS’ human services approach with PHSKC’s health strategies and leverages existing expertise and infrastructure in each department. Working together, DCHS and PHSKC, strives to create a more consistent experience for community-based partners in processes such as contracting, financial reporting, and contract support site visits.

⁵¹ The King County Council approved the King County Strategic Plan [\[LINK\]](#) by Ordinance 16897 in 2010, and adopted the corresponding vision, mission, guiding principles, goals, and priorities by Motion 14317 in 2015.

Attachment A | *Best Starts for Kids* Implementation Plan: 2022-20271 **B. Foundational Policies and Plans**

2

3 King County is committed to making a welcoming community where every person can thrive. *Best Starts*
 4 *for Kids* carries out this commitment through its framework and strategies that are based on
 5 foundational King County policies, plans, and initiatives. The *Best Starts* levy aligns and builds upon the
 6 King County Strategic Plan,⁵² the Health & Human Services Transformation Plan,⁵³ the Youth Action
 7 Plan,⁵⁴ and the King County Equity and Social Justice Strategic Plan.⁵⁵

8

9 **King County Strategic Plan**

10 In 2010, the County enacted Ordinance 16897, establishing the King County Strategic Plan.⁵⁶ In 2015,
 11 Motion 14317 revised the County’s vision, mission, guiding principles and goals.⁵⁷ Among the Strategic
 12 Plan’s guiding principles is a commitment to “address the root causes of inequities,” and goals include
 13 “improv[ing] the health and well-being of all people in our community,” “implementing alternatives to
 14 divert people from the criminal justice system,” “increasing access to family wage job opportunities,”
 15 and ensuring that government is “accountable to the public.” The Strategic Plan informed the original
 16 *Best Starts* Implementation Plan as well as this plan for the 2022-2027 levy.

17

18 **Health and Human Services Transformation Plan**

19 Under direction of Motion 13768, King County agencies created the Health and Human Services
 20 Transformation Plan.⁵⁸ The Plan seeks to improve health and well-being and create conditions that allow
 21 residents of King County to achieve their full potential through a focus on prevention. The plan states
 22 King County’s commitment to addressing root causes and investing upstream. *Best Starts* focuses on
 23 investing in promotion, prevention, and early intervention.

24

25 **Equity and Social Justice Strategic Plan**

26 In accordance with the 2016 Equity and Social Justice (ESJ) Strategic Plan, King County actively seeks to
 27 eliminate racially disparate health and human services outcomes in this region.⁵⁹ The ESJ Strategic Plan
 28 has informed strategies for King County to become a more equitable employer, service provider, and
 29 regional partner. These priorities guided *Best Starts for Kids*’ original design process, as noted in this
 30 plan’s section on community engagement, and it continues to guide how *Best Starts* programs and

⁵² The King County Council approved the King County Strategic Plan [\[LINK\]](#) by Ordinance 16897 in 2010, and adopted the corresponding vision, mission, guiding principles, goals, and priorities by Motion 14317 in 2015.

⁵³ Motion 13768 requested the development of the Health and Human Services Transformation Plan. [\[LINK\]](#) The King County Council accepted the plan by Motion 13943 in 2013.

⁵⁴ Ordinance 17738 directed the development of the Youth Action Plan. The King County Council adopted the plan by Motion 14378 in 2015. [\[LINK\]](#).

⁵⁵ King County Executive’s Office of Equity and Social Justice (2016). Equity and Social Justice Strategic Plan. [\[LINK\]](#)

⁵⁶ King County Strategic Plan, 2010-2014 Plan. [\[LINK\]](#)

⁵⁷ King County Vision, Mission, Guiding Principles, Goals and Strategic Innovation Priorities. [\[LINK\]](#)

⁵⁸ Motion 13768, King County Council (2013). [\[LINK\]](#)

⁵⁹ King County Equity and Social Justice Strategic Plan, 2016-2022. [\[LINK\]](#)

Attachment A | *Best Starts for Kids* Implementation Plan: 2022-2027

1 policies are evaluated. *Best Starts* is at the forefront of the County’s equity work, and its funded
 2 programs are one step toward making the ESJ Strategic Plan’s vision a reality.

3

4 **The Youth Action Plan**

5 The Youth Action Plan (YAP) is a direct forebear of the *Best Starts* initiative.⁶⁰ An unflinching focus on
 6 equity is among the shared policies binding the Youth Action Plan to *Best Starts*. The YAP stipulates that
 7 the well-being of children, youth, young adults, and families should not be predicted by their race,
 8 ethnicity, gender, sexual orientation, ability, geography, income, or immigration status. Furthermore,
 9 policy development, services, and programming should intentionally include diverse youth voices, and
 10 voices of people affected in meaningful ways by policies and services. The YAP serves as a policy frame
 11 for *Best Starts*, including this Implementation Plan for Best Starts in 2022-2027.⁶¹ The Children and
 12 Youth Advisory Board (CYAB) oversees the County’s implementation of the YAP, including *Best Starts*.⁶²

13

14 **Mental Illness and Drug Dependency Behavioral Health Sales Tax Fund (MIDD)⁶³ and Veterans, Seniors 15 and Human Services Levy (VSHSL)⁶⁴**

16 Revenue from Best Starts along with MIDD and VSHSL together constitutes a substantial portion of King
 17 County’s local health and human service investments. These initiatives and their dedicated revenues
 18 provide vital services to those most in need in King County. They support service networks for the
 19 region’s human service, physical and behavioral health, and housing needs. They support programs,
 20 services, and regional innovations that cross the lifespan and address service gaps. They also advance
 21 King County residents’ access to 14 key community factors that King County has identified that every
 22 person needs to thrive, referred to in the King County Determinants of Equity Report.⁶⁵

23

24 Of note, as of October 2021, DCHS is on track to release a consolidated dashboard of DCHS-administered
 25 human services by August 2022. The dashboard is expected to include, at minimum, information about
 26 providers and their service recipients supported through the MIDD, VSHSL, and BSK-funded programs
 27 administered by DCHS.

28

29 **Children and Families Strategy Task Force**

30 The King County Council passed Motion 15521 in 2019 in response to the lack of high-quality and
 31 affordable child care.⁶⁵ This motion established the Children and Families Strategy Task Force, which
 32 analyzed and researched the potential King County child care assistance program and made

⁶⁰ Motion 14378 Adopting the King County Youth Action Plan. [\[LINK\]](#)

⁶¹ Ordinance 19267 requires this *Best Starts for Kids* Implementation Plan to take the King County Youth Action Plan into consideration to the maximum extent possible.

⁶² See subsection F of this section for a detailed description of the CYAB.

⁶³ Mental Illness and Drug Dependency Behavioral Health Sales Tax Initiative [LINK](#)

⁶⁴ Veterans and Seniors and Human Services Levy (VSHSL) [LINK](#).

⁶⁵ Motion 15521. [\[LINK\]](#)

Attachment A | *Best Starts for Kids* Implementation Plan: 2022-2027

1 recommendations for building an equitable system of child care in King County in a 2020 report.⁶⁶ The
 2 Task Force’s main findings were as follows:⁶⁷

- 3
- 4 • **Child care is a potent contributor to early childhood development.** Children whose families
 5 cannot access care lose out on the benefits of high-quality early learning, which is critical since a
 6 child’s brain develops more from birth to five than during the remainder of school years.⁶⁸
 - 7 • **Child care is in high demand, but supply is scarce in King County.** Prior to the COVID-19
 8 pandemic, Washington State had gained 3,000 child care slots since 2014, but the State’s
 9 population of children under age 6 grew by nearly 30,000 during that same timeframe.^{69,70,71}
 - 10 • **Child care is expensive.** The cost of high-quality infant care at a licensed center has surpassed
 11 that of tuition at Washington’s public universities, and a typical single parent in Washington
 12 spends over half of their income on child care.⁷²
 - 13 • **Child care inaccessibility hurts family budgets and the regional economy.** A 2019 study led by
 14 the Institute for Public Policy and Economic Analysis found that employee child care issues
 15 resulted in an estimated annual loss statewide of \$6.5 billion in direct and opportunity costs.⁷³
 - 16 • **The essential labor of child care workers does not provide livable wages in King County.** Nearly
 17 15 percent of child care providers live below the poverty line, and many cannot afford care for
 18 their own children.⁷⁴
- 19

20 The inequities identified by the County Strategic Plan, Health and Human Services Transformation Plan,
 21 Youth Action Plan, ESJ Strategic Plan, and other analyses are largely attributable to generations of public
 22 policies and practices that allocate benefit and burden in ways that have favored some while disfavoring
 23 and oppressing others.⁷⁵ Inequities that result from policy and practices can be undone by new policies
 24 and practices. *Best Starts* is committed to designing and implementing policies and practices to reduce
 25 the role that a person’s race or identity plays in whether they benefit from society and feel like they
 26 belong. Centering the voices of Black, African American, Indigenous, and other People of Color in

⁶⁶ Equitable and Accessible Child Care in King County: Recommendations from the Children and Families Strategy Task Force. [\[LINK\]](#)

⁶⁷ Please see a detailed [child care section](#) for rationale and recommendations.

⁶⁸ Washington State Department of Commerce Child Care Collaborative Task Force (2019). Recommendations Report to the Legislature under SHB 2367, Laws of 2018. [\[LINK\]](#)

⁶⁹ Washington State Department of Commerce Child Care Collaborative Task Force (2019). Recommendations Report to the Legislature under SHB 2367, Laws of 2018. [\[LINK\]](#)

⁷⁰ Washington State Office of Financial Management (2019). Estimates of April 1 Population by Age, Sex, Race, and Hispanic Origin, State Data Tables 2010-2018. [\[LINK\]](#)

⁷¹ King County *Best Starts for Kids* Health Survey (2019). [\[LINK\]](#)

⁷² Child Care Aware of America (2019). The US and the High Price of Child Care [\[LINK\]](#).

⁷³ Institute for Public Policy and Economic Analysis, Eastern Washington University (2019). Washington State Childcare Study: Analyzing the costs facing businesses due to workforce turnover and missed time associated with inadequate childcare options. [\[LINK\]](#)

⁷⁴ Economic Policy Institute (2015). Child care workers aren’t paid enough to make ends meet. [\[LINK\]](#)

⁷⁵ Equity and Social Justice Strategic Plan 2016-2022. [\[LINK\]](#)

Attachment A | *Best Starts for Kids* Implementation Plan: 2022-2027

- 1 investments and program decisions is a key way for King County to build new public policies and
- 2 practices that will undo inequity and promote comprehensive well-being for the entire community.
- 3

Attachment A | *Best Starts for Kids* Implementation Plan: 2022-2027

1 C. Ordinance Requirements and Requested Elements

2
3
4
5
6
7
8
9
10
11
12
13
14
15
16
17
18
19
20
21
22
23
24
25
26
27
28
29
30
31
32
33
34
35
36

The *Best Starts for Kids* Implementation Plan 2022-2027 responds to the requirements outlined in Ordinance 19267 and elements requested in Motion 15888. Most notably, the *Best Starts* Implementation Plan 2022-2027 includes:^{76,77}

- A description of the annual allocations of levy proceeds;
- A description of the goals and strategies that will remain in the *Best Starts for Kids* Implementation Plan from the *Best Starts for Kids* 2016-2021 Implementation Plan;
- A description of the Youth and Family Homelessness Prevention Initiative, a new affordable child care program, a new child care workforce demonstration project, and continuing technical assistance and capacity building programs that support community-based organizations;
- A description of a capital grants program that outlines process for distributing funds to support repairs and expansion of buildings to support activities for youth and children;
- A description of the framework to measure the performance of levy strategies in achieving their outcomes and require an annual report on levy expenditures, services and outcomes including how to report by ZIP Code level; and
- Identification of strategies related to prevention, outreach and early intervention to address mental health and substance abuse impacts, in children and youth while considering programs and services that access to substance use disorder supports including awareness campaigns on substance abuse.

A comprehensive table of all requirements and how they are addressed within the *Best Starts for Kids* Implementation Plan 2022-2027 can be found in Appendix C.

D. Report Methodology

The Department of Community and Human Services (DCHS) and Public Health—Seattle and King County (PHSKC) team administering *Best Starts* prepared the *Best Starts for Kids* Implementation Plan 2022-2027. This interdepartmental team brought together subject matter expertise, examined successes and challenges from the current Levy, cumulative community feedback, and data from each department to ensure the Implementation Plan reflected community input and governing board guidance. Community and board participation in the development of this plan are outlined in the next two sections of this report.

⁷⁶ Ordinance 19267. [\[LINK\]](#)
⁷⁷ Motion 15888. [\[LINK\]](#)

Attachment A | *Best Starts for Kids* Implementation Plan: 2022-2027

1 E. Community Engagement Summary

2

3 Communities informed planning for the proposed renewal and expansion, leading to the *Best Starts for*
4 *Kids* 2022-2027 Implementation Plan. In July 2020, *Best Starts* sought community input via a survey on
5 what the public felt had gone well and what modifications they wished to see if the levy were renewed.

6 *Best Starts* received over 180 responses to the survey. Building off this feedback, *Best Starts* then
7 partnered with 10 regionally based coalitions of community organizations and five community
8 stakeholder groups to host 15 listening sessions, from August through November 2020. Over 600
9 constituents attended the listening sessions and provided feedback. Community feedback stakeholder
10 groups included Trauma Informed Restorative Practices Village, LGBTQ Allyship, Youth Development
11 Executives of King County (YDEKC) and *Best Starts for Kids* Summit Listening Sessions.⁷⁸

12

13 Rich feedback from the community survey and listening sessions informed the recommendations for a
14 renewed and expanded *Best Starts* levy. Community participants consistently expressed the desire to
15 continue and expand current *Best Starts* programs, and to amplify *Best Starts'* commitment to racial
16 equity. Figure 3 provides highlights of findings gathered from community engagement.

17

⁷⁸ See a complete list of Community Engagement Stakeholders in [Appendix J](#).

Attachment A | *Best Starts for Kids* Implementation Plan: 2022-20271 *Figure 3: Community Partnership Key Themes***Key Themes from *Best Starts'* 2020 Community Partnership and Engagement:****What *Best Starts* priorities are most important to continue?**

- **Technical Assistance and Capacity Building has been important for CBOs.** *Best Starts'* approach to equity and effective contracting often meant working with community partners that have not engaged previously with King County. The ability to support partners in developing their organizations and to invest in their infrastructure has helped provider organizations deliver better services and meet County contracting requirements.
- **Flexibility to adjust funding to meet unmet needs, especially during COVID-19, has been critical.** Contracts that focus on *what* changes and outcomes to achieve rather than on overly specific requirements on *how* to provide services equip contracted partners with the right amount of flexibility to serve clients. The ability to tailor services became even more important in 2020 as needs in communities changed quickly.
- **Clear focus on racial equity should continue and deepen.** Undoing a problem as engrained and pernicious as racism will require constant attention. Long-standing government practices have for centuries systematized racism. Government policies that will contribute to undoing racism must receive tireless support to succeed.
- **Multi-year funding structure creates needed stability.** It is difficult for a community-based provider to hire and sustain staff and form effective client and community relationships when funding patterns create too much uncertainty. Although communities want opportunities for new organizations to apply for *Best Starts* funding, funding commitments of greater than one year are stabilizing and better support effective services.

2

Key Themes from *Best Starts'* 2020 Community Partnership and Engagement:**How can *Best Starts* for Kids improve?**

- **Streamline data collection and reporting processes.** Reporting, especially for smaller organizations, should not become so detailed or cumbersome that it distracts from service delivery.
- **Continue to expand funding to reach all areas of King County, including rural and unincorporated.** Scarcity of human services and public health funding means that programs are rarely well-funded enough to meet the level of need in the community. Expanding funding is important to allow public health and human service areas to grow and create service access, even in more remote and less traditionally well served parts of the County.
- **Provide continuity and flexible funding.** In addition to scarcity, community partners routinely experience funding instability and funding rigidity that complicate service delivery and effectiveness. Even though *Best Starts'* relatively

Attachment A | *Best Starts for Kids* Implementation Plan: 2022-2027

longer and more flexible funding approaches were identified as a strength, community members identified the importance of doing more to promote continuity and flexibility.

- **Continue to develop intentional and effective partnerships with community, incorporate parents and young people in decision-making.** The field of human services has a long history of *doing to* communities and clients instead of *working in partnership* with communities and clients. *Best Starts* should deepen efforts to support communities' and clients' agency in their own development, including a specific focus on engaging children, youth, and young adults in decision making.

1
2 Feedback from community engagement informed the Levy renewal proposal in Ordinance 19267 along
3 with this Implementation Plan. *Best Starts* centers community voice in creating a strong policy frame
4 and levy strategies so that the work of *Best Starts* is co-designed in partnership with community to
5 reflect the needs and goals of the entire county.

6
7 In June 2021, *Best Starts* went back to community members and asked the question: Based on what
8 *Best Starts* heard when engaging in the renewal process, what additional feedback do you have? *Best*
9 *Starts* then partnered again with the same ten regionally based coalitions of community organizations
10 and five community stakeholder groups to host fifteen listening sessions. Community indicated the
11 following refinements as reflected in this Implementation Plan. During the community feedback
12 sessions in June of 2021, the prevalent themes remained consistent. The need to support the youth and
13 young adults' mental wellness through community driven approaches was identified along with the
14 need and excitement for childcare subsidies.

15
16 Continued community engagement and feedback throughout a renewed and expanded, voter-approved
17 *Best Starts* levy will be crucial to respond to existing and emerging community needs.

18

19 F. Governing Board Guidance

20

21 King County Ordinance 18217 established the Children and Youth Advisory Board (CYAB) in January 2016
22 to oversee *Best Starts* and the Youth Action Plan (YAP).^{79,80} The Communities of Opportunity (COO)
23 Governance Group (GG) serves as the COO *Best Starts for Kids* Levy Advisory Board established in King
24 County Code chapter 2A.300 by Ordinance 18442 in 2016.⁸¹ The governance boards provide both
25 oversight and strategic vision to *Best Starts*. Strategy-specific board workgroups guided planning in
26 February, March, and April of 2021. Both boards hosted workdays in May 2021 to provide input and
27 voted to endorse the *Best Starts* Implementation Plan 2022-2027 in June 2021.

28

⁷⁹Children and Youth Advisory Board. [\[LINK\]](#)

⁸⁰ King County Youth Action Plan Task Force (2015). King County *Youth Action Plan*. [\[LINK\]](#)

⁸¹ Ordinance 18422. [\[LINK\]](#)

Attachment A | *Best Starts for Kids* Implementation Plan: 2022-2027

- 1 By October 1, 2021, the Executive will transmit a separate *Best Starts for Kids* governance update report
- 2 that will recommend changes to the King County Code to refine the composition of the boards.
- 3 Refinements will include updates to better reflect the communities being served. Proposed legislation to
- 4 implement these recommendations will accompany the report.
- 5
- 6

1 **IV. Best Starts Plan for 2022-2027**

3 **A. Framework and Results**

5 This section describes the theoretical framework and intended results for *Best Starts*, which draw upon
6 continuous community input and national science and research. The framework identifies key promotive
7 and protective factors as well as common risk factors that *Best Starts* programming focuses on to undo
8 long-standing disparities. These factors, which align with the outcomes identified in Ordinance 19267,
9 include results such as: promoting connections, improving social-emotional competence, and reducing
10 poor birth outcomes.⁸² Research demonstrates that increasing protective factors and decreasing risk
11 factors will improve outcomes for youth and their communities, to ensure that all young people in King
12 County are healthy, happy and safe and thriving.⁸³

14 The graphics below, adapted from the Center for the Study of Social Policy: Youth Thrive, illustrate the
15 relationship between promotive and protective factors, risk factors, and outcomes.⁸⁴ The three versions
16 of the graphic are adaptations of the *Best Starts* theoretical framework for three populations: youth
17 ages zero to five, youth ages five to 24, and communities. The three applications of the framework are
18 the basis for identifying *Best Starts* investment areas and strategies.

20 Graphic 1 depicts the intended results for *Best Starts*' programs serving prenatal to age five: increasing
21 promotive and protective factors as shown on the left and decreasing risk factors as shown on the right.
22 Together these interventions drive toward the dynamic outcomes identified in the middle, which include
23 strong child development in the context of thriving families and supportive communities. This
24 application of the framework guides the development of Investing Early strategies. It also helps to shape
25 three *Best Starts* investment areas that span age groups: the Child Care Subsidy Program and Workforce
26 Demonstration Project investment area, the Youth and Family Homelessness Prevention Initiative, and
27 the Capital Grants Program.

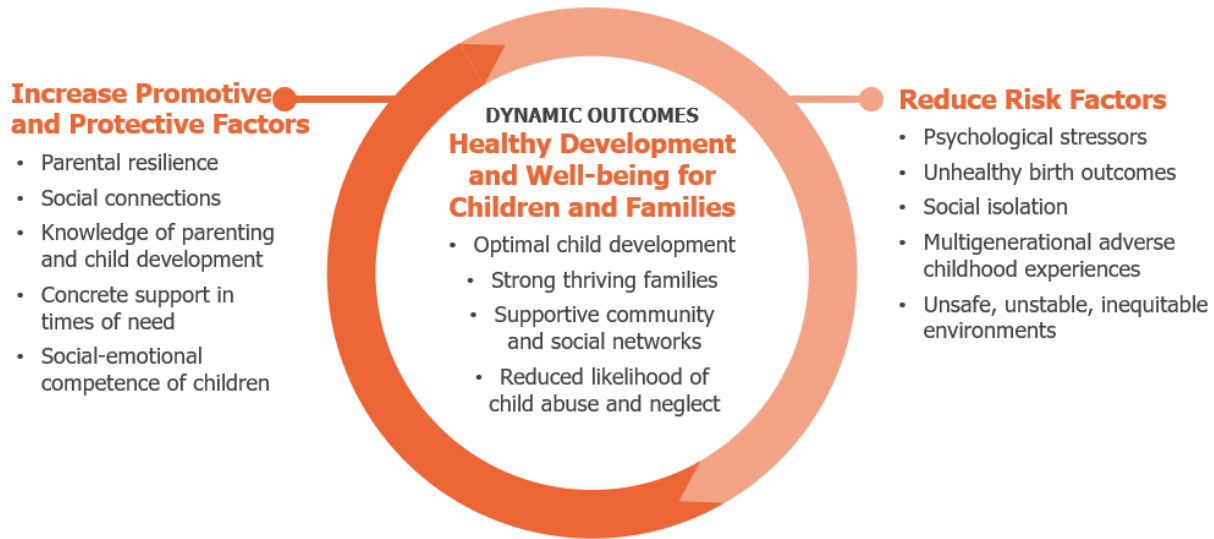
⁸² Ordinance 19267, Metropolitan King County Council (2021) [\[LINK\]](#)

⁸³ Center for the Study of Social Policy–Youth Thrive. [\[LINK\]](#)

⁸⁴ Browne, C., Notkin, S., Schneider-Muñoz, A., & Zimmerman, F. (2015). Youth Thrive: A Framework to Help
Adolescents Overcome Trauma and Thrive. *Journal of Child and Youth Care Work*, 25, 33-52. [\[LINK\]](#)

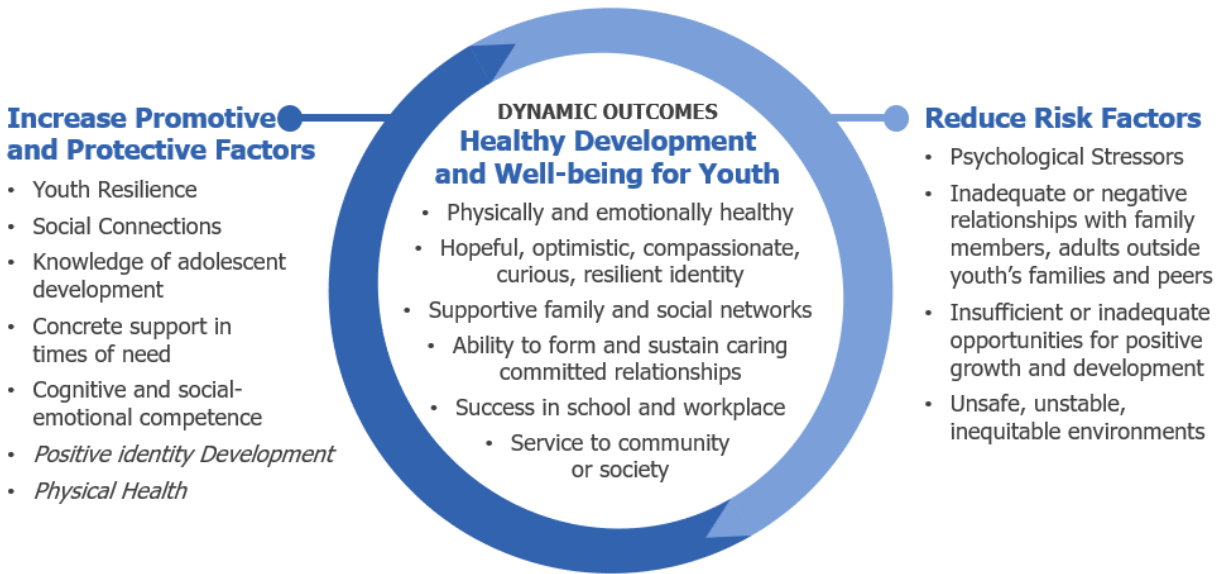
Attachment A | *Best Starts for Kids* Implementation Plan: 2022-2027

1 *Graphic 1: Promotive and Protective Factors (0-5)*



2
 3
 4 Graphic 2 depicts the framework as adjusted to reflect developmental needs for youth ages five to 24.
 5 At this age, dynamic outcomes include health and resilience, supportive networks, and success in school,
 6 workplace, and community.

Graphic 2: Promotive and Protective Factors (5-24)



adapted from Center for the Study of Social Policy – YOUTH THRIVE

7
 8
 9
 10 This application of the framework guides the development of Sustain the Gain strategies. It also helps to
 11 inform *Best Starts'* the Child Care Subsidy Program and Workforce Demonstration Project, the Youth and

Attachment A | *Best Starts for Kids* Implementation Plan: 2022-2027

1 Family Homelessness Prevention Initiative, and the Capital Grants Program, the three investment areas
2 that serve multiple age ranges.

3
4 The Communities of Opportunity (COO) Governance Group met during winter 2020 through spring of
5 2021 to review the set of principles, strategies and investments, and expected outcomes for COO. This
6 led to the theoretical framework for COO outlined in Graphic 3 below which reinforces the alignment
7 with *Best Starts*. This also reflects a community-designed and research-based commitment to racial and
8 economic equity. Similarly, the positive outcomes observable in equitable communities are shown on
9 the left, while the factors *Best Starts* strives to reduce related to systemic barriers are shown on the
10 right. The intended results of Communities of Opportunity are in the center, and include healthy and
11 economically secure people, inclusive and affordable communities, and anti-racist systems. This
12 application of the framework guides the implementation of Communities of Opportunity.

13
14 *Graphic 3: Promotive and Protective Factors (COO)*



15
16
17 This theoretical framework and its three applications guide *Best Starts*' identification of investment
18 areas and strategies. The Investing Early, Sustain the Gain, and Communities of Opportunity investment
19 strategies are each aligned with a single application of the framework. As noted above, Investments in
20 Youth and Family Homelessness Prevention Initiative, Child Care Subsidy Program and Workforce
21 Demonstration Project, and Capital Grants span the age ranges *Best Starts* serves and thus are informed
22 by the frameworks represented in Graphics 1,2, and 3. These investment areas aim to reduce the risk of
23 unsafe, unstable, or inequitable environments.

24
25 The strategy selection process within each investment area was grounded in the theoretical framework
26 and guided by community feedback. Each selected strategy reflects community feedback and addresses
27 one or more promotive, protective, or risk factors, which often intersect. The set of strategies is

Attachment A | *Best Starts for Kids* Implementation Plan: 2022-2027

1 designed to address all of the dynamic outcomes in the framework. Together, they provide a framework
 2 and guide to promote positive outcomes for all *Best Starts* families, children, youth and communities.
 3 They also inform the development of performance measures and evaluation plans for all the selected
 4 strategies.⁸⁵

5
 6 To achieve *Best Starts'* results, each of the initiative's eight investment areas are grounded in the
 7 framework as noted above. The eight investment areas are the Child Care Subsidy Program and Wage
 8 Demonstration Project, Investing Early, Sustain the Gain, Youth and Family Homelessness Prevention
 9 Initiative, Communities of Opportunity, Capital Projects, Capacity Building and Technical Assistance, and
 10 Data and Evaluation. Details for each investment area are described in Section C.

11 12 B. Fiscal Overview

13
 14 This section describes annual allocations of levy proceeds based on the requirements from Ordinance
 15 19267, and the structure of the overall levy.⁸⁶ A spending plan reflecting expected revenue of \$883.8
 16 million over the six years of Best Starts 2022-2027 is outlined in detail below.

17
 18 The following assumptions are the base of the Best Starts 2022-2027 Implementation Plan fiscal
 19 requirements:

- 20 • Revenues are estimated based on the latest available forecasts. They are not guaranteed.⁸⁷
- 21 • The fiscal portion of the implementation plan meets the allocation requirements of the levy,
 22 then meets reserve requirements,⁸⁸ then makes capital project contributions to the degree
 23 sufficient revenue is available.
- 24 • Current estimates of reserves and capital project contributions assume beginning the new levy
 25 with a fund balance of approximately \$25.1 million.

26
 27 Revenue estimates for *Best Starts* from 2022-2027 are based on an increase in the levy rate from \$0.14
 28 per \$1,000 of assessed value to \$0.19 per \$1,000 of assessed value. The revenue and expenditure
 29 estimates listed reflect the proposed levy rate, the taxable assessed valuation, and the projected
 30 assessed valuation growth rate based on the July 2021 forecast from the King County Office of Economic
 31 and Financial Analysis.⁸⁹ Table 7 below outlines the expected revenue per year, estimated at \$883.8
 32 million over the six years of the levy. The revenue also includes estimated revenue from other sources
 33 (investment/interest income) in the amount of \$500,000 annually.

34

⁸⁵ The data and evaluation plan for *Best Starts* is described in Section IV.K. [\[LINK\]](#)

⁸⁶ Ordinance 19267. [\[LINK\]](#)

⁸⁷ King County Assessor. [\[LINK\]](#)

⁸⁸ King County's comprehensive financial management policies require King County levies to keep a rainy-day reserve equivalent to 90 days of operating expenditures on hand. Motion 15250. [\[LINK\]](#)

⁸⁹ King County Assessor. [\[LINK\]](#)

Attachment A | *Best Starts for Kids* Implementation Plan: 2022-2027

1 Table 7: Expected Revenue

Expected Revenue (in millions)	
2022	\$132M
2023	\$137.9M
2024	\$144M
2025	\$150M
2026	\$156.6M
2027	\$163M
2022-2027 TOTAL:	\$883.8M

2
34 **Allocation Direction from Ordinance 19267**

5 Allocations to Investing Early, Communities of Opportunity, and Data and Evaluation, remain similar to
6 those in the first levy with an increase to Technical Assistance and Capacity Building and Sustain the
7 Gain investments. These increases are based upon identified need from community feedback and
8 learnings about *Best Starts* 2016-2021 through the *Best Starts For Kids* Assessment Report transmitted
9 in response to Motion 15651.⁹⁰ A new King County Child Care Subsidy Program and Workforce
10 Demonstration Project for the 2022-2027 *Best Starts* levy is based upon recommendations from the
11 Children and Families Strategy Task Force.⁹¹ Lastly, a new category of capital grants, contingent on
12 revenue projections exceeding \$822 million, has been added to support improvements to facilities and
13 development of new facilities.⁹² A comparison between the allocation of the two levies is outlined in
14 Figure 4.


⁹⁰ Best Starts Assessment Report Recommendations, page 135. [\[LINK\]](#)

⁹¹ Children & Family Strategy Task Force report. [\[LINK\]](#)

⁹² Ordinance 19267. [\[LINK\]](#)

Attachment A | *Best Starts for Kids* Implementation Plan: 2022-2027

1 *Figure 4: Allocation Comparison*



2
3
4
5
6
7
8
9

Ordinance 19267 specifies that 22.5 percent of all first-year proceeds after election costs will be dedicated to the Youth and Family Homelessness Initiative, the King County Child Care Subsidy Program and the Wage Demonstration Project, as well as Technical Assistance and Capacity Building. Ordinance 19267 also requires that at least \$240 million over the life of the levy be invested in these areas. When levy proceeds exceed \$822 million, the Ordinance directs up to \$50 million to support capital projects.

10 Remaining levy proceeds are then allocated according to the following percentages:

- 11 • Investing Early at 50 percent, to support programs for children ages prenatal to five;
- 12 • Sustain the Gain at 37 percent, for services for children and you aged five to 24;
- 13 • Communities of Opportunity at eight percent, to impact racial and economic equity; and
- 14 • Data and Evaluation at five percent. This includes evaluation, stipends for children and youth serving on the CYAB, and prorationing mitigation to replace any lost fire, hospital, and parks districts in the event this levy suppresses their levies.⁹³

15
16
17
18 Figure 5 shows proportional spending in the seven categories of operating investment over the total six-year life of *Best Starts’* 2022-2027 levy, based on current projections, excluding capital investments. Investing Early (prenatal to age five) is the largest investment at a projected \$291 million over the life of the levy, followed closely by Sustain the Gain (ages five to 24) at \$215 million and Child Care Subsidy

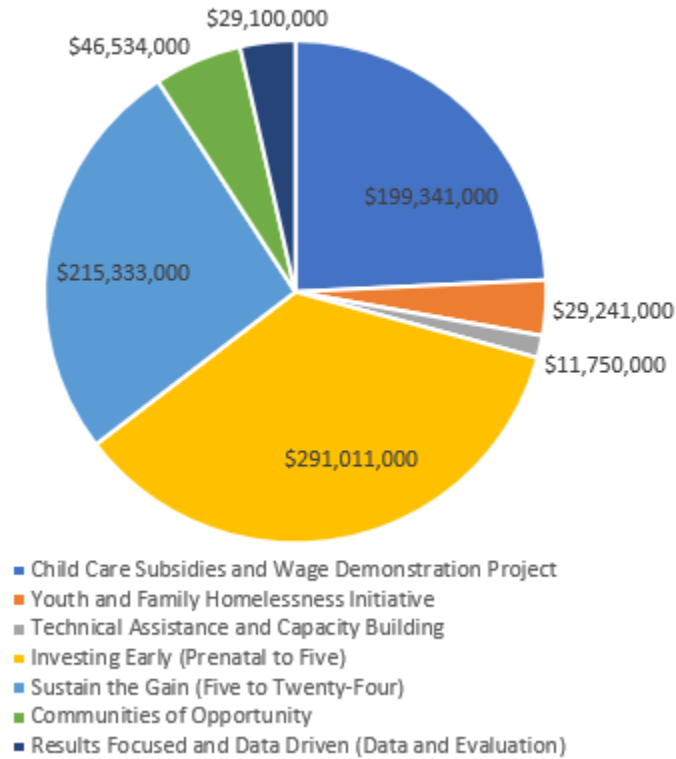
⁹³ Current modeling does not suggest prorationing will occur during this levy period given current levy rates countywide, though economic trends reducing assessed property value or rate increases from other taxing districts may change that forecast. For more information about prorationing mitigation, see Section IV.M.

Attachment A | *Best Starts for Kids* Implementation Plan: 2022-2027

1 program and Workforce Demonstration project at \$199 million. See below for all other projected
2 operating expenditures for operating costs prior to capital contributions.

3
4 *Figure 5: Projected Total Expenditures 2022-2027 Excluding Capital Projects*

Total Operating Expenditures Over Life of Levy*



5
6 **Does not include capital projects*

7
8 Annual expenditure projections for each investment area, as well as for capital project contributions, are
9 detailed in Table 8.

2 Table 8: Projected Total Expenditures, Revenues, Reserves and Capital Project Contributions

Expenditures - Rounded to the nearest thousand	2022	2023	2024	2025	2026	2027	Total*	% Allocation for 2022, as required by Ordinance	% Allocation of all expenditures after 2022 set-asides
Child Care Subsidies and Wage Demonstration Project	23,260,000	31,136,000	32,175,000	35,145,000	38,491,000	39,135,000	\$199,341,000	\$240,332,000	22.50%
Youth and Family Homelessness Initiative	\$4,564,000	\$4,834,000	\$4,944,000	\$4,959,000	\$4,964,000	\$4,974,000	\$29,241,000		
Technical Assistance and Capacity Building	\$1,850,000	\$1,900,000	\$2,000,000	\$2,000,000	\$2,000,000	\$2,000,000	\$11,750,000		
Investing Early (P-5)	\$46,050,000	\$46,857,000	\$47,901,000	\$48,968,000	\$50,060,000	\$51,176,000	\$291,011,000		50%
Sustain the Gain (5-24)	\$33,965,000	\$34,712,000	\$35,476,000	\$36,256,000	\$37,054,000	\$37,869,000	\$215,333,000		37%
Communities of Opportunity	\$7,340,000	\$7,501,000	\$7,667,000	\$7,835,000	\$8,008,000	\$8,184,000	\$46,534,000		8%
Results Focused and Data Driven (Data and Evaluation)	\$4,590,000	\$4,691,000	\$4,794,000	\$4,900,000	\$5,007,000	\$5,118,000	\$29,100,000		5%
Total Expenditures:	\$121,619,000	\$131,631,000	\$134,957,000	\$140,064,000	\$145,584,000	\$148,455,000	\$822,310,000		100%
Projected Revenues	\$132,016,753	\$137,905,919	\$143,930,691	\$150,133,742	\$156,571,036	\$163,248,927	\$883,807,068		
90-Day Rainy-Day Reserve**	\$29,912,000	\$32,457,000	\$33,277,000	\$34,536,000	\$35,898,000	\$36,605,000	\$36,605,000		
Capital Projects**	\$5,000,000	\$7,500,000	\$5,000,000	\$8,750,000	\$9,500,000	\$14,250,000	\$50,000,000		

* Per Ordinance 19267, subsection 4.D, initial investments in child care subsidies and wage demonstration project, youth and family homelessness initiative, and technical assistance and capacity building must be at least \$240M over the life of the levy. Per Ordinance 19267 Section 4.E, capital expenditures may not exceed \$50 million and may be reduced if projected total levy proceeds fall below \$872 million.

**Assumes beginning fund balance of \$25.1M in addition to new revenue

3
4

1 In summary, the 2022-2027 Best Starts for Kids Levy builds on the investments of the prior levy by
 2 continuing many areas of investment, refining investment allocations to meet the needs of the
 3 community, increasing investments for youth, and adding important new resources for capital projects
 4 and the child care subsidy program and the workforce demonstration project. All estimates in this plan
 5 for operating expenditures, reserves, and capital project contributions are based on current 2021
 6 spending projections and the latest revenue estimates available as of July 2021. Revisions will be made,
 7 as needed, through close collaboration between *Best Starts* leaders and the King County Council. For
 8 more details, see Section IV.C for a description of each investment area and strategy, or Appendix H for
 9 a table with strategy-level annual budget allocations for *Best Starts*’ operating investments.

10
11
12
13
14
15
16
17
18
19
20

C. Investment Area and Strategy Summary

The *Best Starts* 2022-2027 levy maintains and builds upon the first *Best Starts* levy’s investments, while also adding new strategies to address the region’s critical child care needs, deepening investments in youth, and including opportunities for capital grants.

Table 9 below summarizes the investment areas as outlined within this Implementation Plan. Each investment area has strategies and programs to address critical needs within the County.

Table 9: Summary of Investment Areas

Investment Areas	Description
Child Care Subsidy Program and Workforce Demonstration Project	Expand access for children and their families who are not eligible for existing federal, state, or local subsidy programs or for whom these programs are insufficient. Support investments in the child care workforce through a wage boost demonstration project.
Investing Early⁹⁴	Support pregnant individuals, babies, and very young children during their critical developmental years, and their parents with a robust system of support services and resources that meet families where they are: home, community, and in child care to increase optimal child development.
Sustain the Gain⁹⁵	Continue progress made with school- and community-based opportunities for children to learn, grow, and develop through childhood, adolescence, and into adulthood.
Youth and Family Homelessness Initiative⁹⁶	Prevent young people and their families from losing housing.
Communities of Opportunity	Support communities to create equitable conditions so that children and families can thrive.
Capital Projects	Provide monies for facility/building repairs, renovations and new construction or expansion to improve access to high quality programs and

⁹⁴ The Heckman Equation: The Economics of Human Potential [\[LINK\]](#).

⁹⁵ Browne, C., Notkin, S., Schneider-Muñoz, A., & Zimmerman, F. (2015). Youth Thrive: A Framework to Help Adolescents Overcome Trauma and Thrive. *Journal of Child and Youth Care Work*, 25, 33-52. [\[LINK\]](#)

⁹⁶ As described above, Ordinance 18088 directed investing \$19M from 2016 revenue, and \$2M were added in 2017 to support additional program needs.

Attachment A | *Best Starts for Kids* Implementation Plan: 2022-2027

	services for low-income children, youth, families and Black, Indigenous, People of Color (BIPOC).
Technical Assistance and Capacity Building	Offers free provision and co-creation of information, tools, resources to strengthen the infrastructure of <i>Best Starts</i> -awarded organizations, and opportunities for areas with service gaps to build capacity. Offers free writing support when applying for <i>Best Starts</i> dollars.
Data and Evaluation	Use data and evaluation to understand how strategies are benefiting children and communities.

1
2 The next eight sections of this Implementation Plan provides additional implementation information for
3 each investment area, including:

- 4 • funding allocations for each strategy area;
- 5 • strategy and program descriptions;
- 6 • rationale for new or expanding investments with the strategies;
- 7 • approximate scope; and
- 8 • anticipated timeline for implementation.

9
10 **D. Child Care**

King County Child Care Subsidy Program and Workforce Demonstration Project

Funding Estimate:

Year	2022	2023	2024	2025	2026	2027	Total
Amount	\$22,260,000	\$31,136,000	\$32,175,000	\$35,145,000	\$38,491,000	\$39,135,000	\$199,341,000

11
12 *Best Starts* funding provides a new opportunity for King County to lead in strengthening child care as
13 critical infrastructure. *Best Starts* will expand access to care for children and their families just above the
14 eligibility threshold for existing federal, state, or local subsidy programs, those categorically ineligible for
15 those programs despite meeting income eligibility criteria, or those for whom other subsidies are
16 insufficient to make care affordable. Funding will also support investments in the child care workforce
17 through a wage boost demonstration project, with the intent of recognizing child care providers’
18 contributions, improving employee retention, and increasing continuity of care and quality in child care
19 settings.

20
21 **King County Child Care Subsidy Program**

22
23 **Strategy Description:**

24 *Best Starts for Kids* funding will support a subsidy program to expand access to affordable and high
25 quality child care for lower- and middle-income King County families. *Best Starts* will partner with one or
26 more intermediaries to administer subsidies to support the cost of child care at licensed centers or
27 family child care sites for approximately 3,000 children aged birth to 12 and their families. *Best Starts*

Attachment A | *Best Starts for Kids* Implementation Plan: 2022-2027

1 will establish standardized eligibility criteria for its subsidies across King County that complement other
2 established child care subsidies.

3
4 The intent of *Best Starts*' child care subsidy programming is to build on rather than duplicate other
5 existing subsidy programs. Several subsidy programs currently serve Washington State residents,
6 including Working Connections Child Care (WCCC),⁹⁷ Head Start,⁹⁸ and the Early Childhood Education
7 and Assistance Program (ECEAP).⁹⁹ The City of Seattle also has significant investments in child care
8 programming, including the Child Care Assistance Program (CCAP) and the Seattle Preschool Program
9 (SPP).¹⁰⁰ *Best Starts* plans to provide subsidies to fill eligibility gaps in these existing programs and cover
10 families outside of these programs' income eligibility limits. By extending eligibility and filling gaps, *Best*
11 *Starts* will create a coordinated net of coverage to ensure families across the County have equitable
12 access to the care they need.

13
14 Recent increased concern about needs and gaps in the child care sector has resulted in a dynamic and
15 quickly shifting landscape. In 2021, the Washington State Legislature passed Engrossed Second
16 Substitute Senate Bill 5237, the Fair Start for Kids Act, which significantly expands income eligibility for
17 WCCC and ECEAP.¹⁰¹ Increased Fair Start Act investments are expected to expand WCCC eligibility to
18 families making up to 60 percent of the State Median Income (SMI) beginning October 1, 2021, which is
19 approximately \$52,000 for a family of three, and to 75 percent of SMI beginning July 1, 2025.¹⁰² While
20 these investments will greatly increase the number of families eligible for child care supports statewide,
21 King County's high cost of living means that many families whose incomes are slightly too high for WCCC
22 will still struggle to afford child care.

23
24 The goal of *Best Starts*' child care subsidy program investment is to expand equitable access to high
25 quality and affordable child care for more families in King County. The long-term vision for this
26 investment is seamless and equitable access for all families, and a holistic and collaborative approach
27 with other government and funding partners. Toward this end, *Best Starts* will coordinate closely with
28 local and state partners to understand where gaps and needs exist, how to coordinate services, and how
29 best to prioritize families who need access most. These dynamics will likely shift throughout the life of
30 *Best Starts*' 2022-2027 levy, requiring King County to be nimble, flexible, and innovative to best meet
31 the needs of children, families, and providers in this region. As a result, *Best Starts* subsidy eligibility will
32 evolve to adjust to other program changes in child care access for low- and middle-income families. *Best*
33 *Starts* will calibrate subsidies to ensure funding streams are aligned and leveraged to expand access and
34 affordability and to ensure a seamless and easily accessible experience for families.

35

⁹⁷ Working Connections Child Care (WCCC). [\[LINK\]](#)

⁹⁸ Head Start. [\[LINK\]](#)

⁹⁹ Early Childhood Education and Assistance Program (ECEAP). [\[LINK\]](#)

¹⁰⁰ City of Seattle. [\[LINK\]](#)

¹⁰¹ Fair Start Act E2SSB 5237. [\[LINK\]](#)

¹⁰² Washington State Department of Social and Human Services State Median Income Chart. [\[LINK\]](#)

Attachment A | *Best Starts for Kids* Implementation Plan: 2022-2027

1
2
3
4
5
6
7
8
9
10
11
12
13

Planned populations for eligibility include:

- Families living just above the income eligibility threshold for existing subsidy programs, for whom child care is still unaffordable due to the high cost of living in King County. *Best Starts* will focus on families immediately above eligibility for WCCC. *Best Starts*' eligibility cap will prioritize families whose incomes are slightly too high to meet the State's subsidy eligibility criteria,¹⁰³ and will be adjusted accordingly throughout the 2022-2027 levy to reflect any changes in state and Federal policy;
- Families whose child care copays create financial hardship;
- Families ineligible for or not well served by existing subsidy programs. This includes parents who are unemployed, students, or living homeless; parents who live or attend care in unincorporated areas; or children who are undocumented.

14 King County residents experience a steep "benefits cliff" when they become ineligible for child care
15 subsidy.¹⁰⁴ The passage of the Fair Start Act eases this by significantly expanding eligibility and limiting
16 participating families' copays to seven percent of their income.¹⁰⁵ However, without additional subsidies
17 like the one *Best Starts* will provide, families who receive even a modest increase in pay that causes
18 them to become ineligible for WCCC over the longer term can become responsible for a prohibitively
19 high full cost of care. For families with two children in center-based care in Washington State, this
20 averages \$2,183 each month, with costs often significantly higher in regions with higher cost of living
21 like King County.¹⁰⁶ As a result, many families in King County are unable to advance professionally or
22 financially because the full cost of child care is prohibitive once they become ineligible for the State's
23 subsidy. A lack of access to stable child care can keep families in poverty or place them at risk of
24 homelessness.¹⁰⁷ *Best Starts* funding will support these families to attain stability and thrive.

25

26 The child care access challenges outlined above do not impact all King County families equally. BIPOC
27 families, families whose children have developmental delays, disabilities, or are impacted by trauma,
28 and families who live in areas without sufficient child care slots are disproportionately harmed by
29 inadequate access to care. *Best Starts*' child care subsidy program will work toward advancing equity
30 and eliminating disparities by prioritizing families like these who experience additional challenges to
31 accessing care. This includes families who live in geographic areas or communities without sufficient
32 access to quality child care, known as child care access deserts or whose children have been suspended
33 or expelled from child care settings.¹⁰⁸ Where possible, *Best Starts* will avoid eligibility requirements

¹⁰³ MomsRising has conducted an initial analysis of WCCC and ECEAP eligibility changes as a result of the Fair Start Act [\[LINK\]](#)

¹⁰⁴ According to the Aspen Institute, a "benefits cliff" occurs when a minor increase in a family's income causes a swift and total loss of child care subsidy or other financial supports. The increase in hourly wages is typically less than the amount the family loses in benefits. [\[LINK\]](#)

¹⁰⁵ Ibid.

¹⁰⁶ Price of Child Care in Washington, Child Care Aware of America, 2019. [\[LINK\]](#)

¹⁰⁷ Reducing the Cliff Effect to Support Working Families, Aspen Institute, 2018. [\[LINK\]](#)

¹⁰⁸ Child Care Deserts, Child Care Aware of America, 2016. [\[LINK\]](#)

Attachment A | *Best Starts for Kids* Implementation Plan: 2022-2027

1 that prevent families from accessing care and disrupt continuity of care, including frequent income
2 verifications.

3

4 *Best Starts* will contract with one or more intermediaries with experience in child care referral and
5 subsidy programming to administer the subsidy program, and partner with community-based
6 organizations to ensure effective outreach and support for families and child care providers in equitably
7 accessing the subsidy program. *Best Starts* intends to establish reimbursement rates that allow child
8 care providers to operate sustainably and avoid exacerbating existing inequities experienced by
9 providers.

10

11 *Best Starts for Kids* values the wisdom of families as they decide what type of high-quality care best
12 meets their needs. It also recognizes the critical importance of family, friend, and neighbor (FFN)
13 caregivers, as well as informal caregivers. These caregivers are more difficult to support through direct
14 cash payments or subsidies. As a result, *Best Starts* currently provides peer-based and material supports
15 through investments in child care health consultation, infant mental health, and Kaleidoscope Play and
16 Learn groups. However, many of these caregivers are low-income and providing child care free of cost.
17 *Best Starts* intends to explore strategies to provide financial assistance to families accessing FFN or
18 informal care in partnership with other governments and nonprofit partners, and by engaging directly
19 with families and caregivers to better understand their needs.

20

21 **Rationale for Investment:**

22 Insufficient access to high-quality child care was already a crisis in the region before the COVID-19
23 pandemic. According to a *Best Starts for Kids* survey, in 2019, 34 percent of children in King County lived
24 in families that found it difficult to afford child care in King County.¹⁰⁹ The challenge is multifaceted.
25 Families struggle to afford the cost of care for children and youth, and the number of available slots for
26 child care does not meet demand, while the care provider workforce, many of them women of color, is
27 underpaid.¹¹⁰ Children of color, children from low-income families, and children who have
28 developmental delays or disabilities face additional barriers. They are often excluded from the child care
29 system or have little access to care during the critical early childhood years through age 12.¹¹¹

30

31 The unsubsidized cost of child care in King County is prohibitive to many families. Child Care Aware of
32 America's 2019 report, *The US and the High Price of Child Care*, examined child care costs and supports
33 in the Seattle metropolitan area, including King, Snohomish and Pierce Counties, where residents are
34 paying a significant amount of their income on child care. The average annual cost of center-based
35 tuition for an infant was \$23,013 in Seattle and \$16,604 elsewhere in the tri-County region. These
36 numbers translate to 19 and 16 percent, respectively, of median household income for married parents

¹⁰⁹ 2020 Best Starts for Kids Annual Report. [[LINK](#)]

¹¹⁰ Vogtman, J. and White, C. (2019). Can We Rewrite the Shameful History of Undervaluing Child Care Workers?
[\[LINK\]](#)

¹¹¹ Building for the Future: Strong Policies for Babies and Families after COVID-19. [[LINK](#)]

Attachment A | *Best Starts for Kids* Implementation Plan: 2022-2027

1 with children. For single parents with children, this care costs 61.8 and 45.2 percent, respectively, of
 2 median household income.¹¹² The U.S. Department of Health and Human Services considers seven
 3 percent of family income the threshold for affordable child care.¹¹³

4
 5 This child care subsidy program will begin implementation of reinstating a comprehensive child care
 6 program with subsidies for families struggling to afford care and supports for providers, a 2020
 7 recommendation from the King County Children and Families Strategy Task Force.¹¹⁴ Affordable,
 8 accessible child care, often made possible through such targeted subsidies, is necessary to improve
 9 racial and gender equity in King County and will be critical in the region’s economic recovery after the
 10 COVID-19 pandemic.^{115,116}

11
 12 **Approximate Scope:** 3,000 children and their families each year.

13
 14 **Anticipated Timeline:** *Best Starts for Kids* will release an RFP in the first quarter of 2022 to identify and
 15 contract with one or more intermediary agencies who will manage enrollment of eligible families and
 16 the distribution of subsidies to their child care providers. Initial implementation of the subsidy program
 17 is expected to begin in the second half of 2022.

18
 19 **Workforce Demonstration Project**

20 The proposed *Best Starts for Kids* Workforce Demonstration Project will allocate at least \$5 million
 21 annually to provide a salary supplement to child care providers working with children aged birth to 12 in
 22 King County at licensed child care centers and family child care providers. The project will also study the
 23 impact of this wage boost on employee retention and continuity of care.

24
 25 The project is expected to take the form of an hourly wage boost or a retention bonus model¹¹⁷ based
 26 on length of service and will reach at least 1,400 providers, prioritizing those working in areas with
 27 limited child care access or serving low-income families. *Best Starts* will engage with child care providers
 28 and staff to design and refine the project’s specific eligibility parameters, priorities, and structure, and to
 29 minimize disparities in access to the program potentially experienced by smaller providers with limited
 30 infrastructure. Participating child care sites will be required to follow generally accepted best labor

¹¹² Child Care Aware of America (2019). *The US and the High Price of Child Care*. [\[LINK\]](#)

¹¹³ U.S Department of Health and Human Services (2016). *Child Care and Development Fund Program*. [\[LINK\]](#)

¹¹⁴ Equitable and Accessible Child Care in King County, Children & Families Strategy Task Force, 2020. [\[LINK\]](#) King County previously established a Comprehensive Child Care Assistance Program through Motion 07204, which included a subsidy for families that reflected regional costs of living.

¹¹⁵ Center for American Progress (2020). “How Child Care Disruptions Hurt Parents of Color Most.” Ready Nation (2019). “Want to Grow the Economy? Fix the Child Care Crisis.” [\[LINK\]](#)

¹¹⁶ Johnson, R. and Kirabo, J. (2018). Reducing Inequality Through Dynamic Complementarity: Evidence from Head Start and Public School Spending. The National Bureau of Economic Research. [\[LINK\]](#)

¹¹⁷ In a retention bonus model, participating providers would receive bonuses at set periods in their employment. Bonuses would be tiered to increase with longer periods of retention.

Attachment A | *Best Starts for Kids* Implementation Plan: 2022-2027

1 practices. Participating individual child care providers will be accepted on a rolling basis and will be able
 2 to remain in the project for the duration of their employment or through 2027, whichever comes first.
 3 *Best Starts* will ensure sufficient technical assistance to support child care providers, teachers, and staff
 4 in equitably accessing the program.

5

6 **Rationale for Investment:**

7 King County's child care workforce is in crisis. This workforce is more diverse than the overall
 8 population, disproportionately made up of women and people of color as well as immigrants and
 9 refugees.¹¹⁸ Many child care providers continue to live in poverty. The Washington State Department of
 10 Children, Youth, and Families (DCYF) Compensation Technical Workgroup's 2019 report found that
 11 Washington's early childhood educators rank in the third percentile of occupational wages. Additionally,
 12 39 percent of Washington's early childhood educators rely on one or more sources of public assistance
 13 support programs.¹¹⁹ Nearly 15 percent of child care providers live below the poverty line, and many
 14 cannot afford care for their own children.¹²⁰

15

16 Efforts to increase child care workers' wages have stalled due to the cost implications for families who
 17 already struggle to afford care.^{121,122} Benefits packages are also elusive: only 15 percent of child care
 18 providers receive health insurance, and fewer than 10 percent are covered by a pension plan at their
 19 job.¹²³ Meanwhile, center and family home providers struggle with narrow margins and the inability of
 20 families to afford to pay the higher tuition rates that would allow them to offer these types of
 21 enhancements to their workers. At the same time, a push for high quality care has driven increased
 22 educational requirements for child care providers without commensurate increases to compensation.

23

24 *Best Starts'* workforce demonstration project aligns with a recommendation from the King County
 25 Children and Families Strategy Task Force to ensure child care providers have access to equitable, living
 26 wages and benefits and to include providers in the process of determining these wages.¹²⁴

27

28 **Approximate Scope:** 1,400 child care providers per year.

29

30 **Anticipated Timeline:**

31 *Best Starts* intends to implement the Workforce Demonstration Project in partnership with an
 32 intermediary that will be responsible for distributing funds and collecting data. The identified
 33 intermediary is expected to begin the project in the second half of 2022 and continue it through 2027.

¹¹⁸ Child Care Resources tracks the racial and ethnic makeup of licensed family child care providers in King County, who operate 65 percent of child care.

¹¹⁹ Washington State Department of Children, Youth, and Families Compensation Technical Workgroup (2019).

[\[LINK\]](#)

¹²⁰ Economic Policy Institute (2015). *Child care workers aren't paid enough to make ends meet.* [\[LINK\]](#)

¹²¹ Child Care Aware of Washington. [\[LINK\]](#)

¹²² Urban Institute (2001). *Models for Increasing Child Care Worker Compensation.* [\[LINK\]](#)

¹²³ Ibid.

¹²⁴ CFSTF report

Attachment A | *Best Starts for Kids* Implementation Plan: 2022-2027

1
2
3
4
5
6
7
8
9
10
11
12

E. Investing Early (Prenatal to Five)

Best Starts invests early to support pregnant and parenting families, infants, very young children, and caregivers during the critical first five years of life with a robust system of support services and resources that meet families either at home, in the community, or wherever children are cared for. These investments support King County families in meeting their basic needs, connect families to services, and care for the well-being of young children and their families. Investing Early is *Best Starts'* largest investment area. Research shows the earlier investments are made, the greater the return for children and families.¹²⁵ All descriptions of strategies include an estimated scope that is subject to refinement in partnership with community and providers. Table 10 outlines the funding estimates for the 2022-2027 levy by strategy.

Table 10: Funding Estimates for Investing Early strategies

Strategy	2022-2027 Funding Estimate
Maternal and Child Health Services	\$89,024,000
Home-Based Services	\$63,398,000
Community-Based Parenting Supports	\$24,091,000
Early Support for Infants and Toddlers	\$28,529,000
Universal Developmental Screening	\$19,020,000
Child Care Health Consultation (CCHC)	\$21,555,000
Systems Building for Infant and Early Childhood Mental Health	\$9,510,000
Workforce Development	\$8,305,000
Innovation Supports	\$6,340,000
Help Me Grow	\$16,484,000
Environmental Supports: Lead and Toxics	\$4,755,000

13

¹²⁵ Heckman, J. (2021). [\[LINK\]](#)

Maternal and Child Health Services

Funding Estimate:

Year	2022	2023	2024	2025	2026	2027	Total
Amount	\$14,190,000	\$14,296,000	\$14,624,000	\$14,959,000	\$15,302,000	\$15,653,000	\$89,024,000

Description:

Public Health—Seattle & King County’s (PHSKC) Maternal/Child Health (MCH) services provide a range of vital supports at home, clinic, and community settings to pregnant individuals and parenting families. The services address gaps in basic needs and improve health outcomes for newborns and families with a focus on addressing racial disparities, and in increasing access to health services. This programming increases optimal child development and thriving families. Programming includes:

- **Nurse-Family Partnership (NFP):** Nurse home visitors provide first-time parents with education and support starting in early pregnancy through the child’s second birthday.¹²⁶
- **Parent-Child Health Programs (PCH):**¹²⁷ PCH programs provide access to nutritious foods, nutrition education, breastfeeding support, health assessments, preventative health services, education, and referrals for pregnant and parenting individuals, infants and children, and their families.
- **Perinatal Hepatitis B Prevention Program (PHBPP):** PHBPP provides case management, outreach, and education to reduce hepatitis B in infants born to pregnant persons living with hepatitis B.
- **Family Planning and Community-based Health Educators (FPCBHE):** FPCBHE Family Planning Clinical Services delivers affordable, confidential, low-barrier access to high quality and culturally responsive reproductive health clinical services.
- **Kids Plus (KP):** A multidisciplinary team of nurses and social workers provide case management for medical and behavioral health issues to support the health and wellbeing of children and families experiencing homelessness.
- **Family Ways:** Family Ways provides culturally relevant pregnancy and parenting services, health education, and peer support for families with children up to age five, serving communities most impacted by racial inequities.
- **Infant Mortality Prevention Network (IMPAN):** IMPAN provides direct client services such as teen parenting programming depending on identified need by community and disseminates educational materials to reduce infant mortality levels. IMPAN prioritizes African American, Indigenous American, and Native Hawaiian/Pacific Islander communities who have the highest risk of infant mortality.

¹²⁶ Nurse Family Partnership [LINK](#)

¹²⁷ Parent-Child Health programs include the Special Supplemental Program for Women, Infants, and Children (WIC), Maternity Support Services (MSS), and Infant Case Management (ICM).

Attachment A | *Best Starts for Kids* Implementation Plan: 2022-2027

1 **Approximate Scope:** PHSKC anticipates that MCH programs will reach approximately 58,000 pregnant
 2 individuals, and parenting families on an annual basis.

3

4 **Planned Refinements in *Best Starts for Kids* 2022-2027:**

5 • The new *Family Ways* program will move from planning to implementation and provide peer
 6 support, resource navigation, and pregnancy-related education and services grounded in anti-
 7 racist principles and cultural fluency. The model was co-created with community partners and
 8 will be delivered in partnership with CBOs and community leaders beginning in 2022.

9 • *Parent/Child Health* services underwent a redesign in 2020 to improve service delivery and
 10 better respond to community need. The program will increase mobile services and embed
 11 teams within community partner organizations.

12

13 **Anticipated Timeline:** Maternal and health services are primarily delivered by staff at PHSKC. This will
 14 continue unchanged, except that PHSKC will release an RFP in Q1 2022 for the Infant Mortality
 15 Prevention Network.

16

Home-Based Services

Funding Estimate:

Year	2022	2023	2024	2025	2026	2027	Total
Amount	\$10,000,000	\$10,220,000	\$10,445,000	\$10,675,000	\$10,909,000	\$11,149,000	\$63,398,000

17

Description:

18 Home-Based Services (HBS) provides relationship-based support to expecting parents and parents of
 19 children aged birth to five in the places they live. Home visitors deliver information, resources, and
 20 social connection to support healthy births, positive parenting, health education, child development,
 21 safe home environments, and school readiness.¹²⁸ HBS programming includes:

22 • **Partnership with Community-Based Providers Delivering a Continuum of Services to Meet
 23 Diverse Needs:** *Best Starts* funds community-based partners to deliver age- and community-
 24 specific services, including prenatal information, birthing support, parenting and early learning,
 25 referral and connection to services, and family therapeutic treatment.¹²⁹ *Best Starts* will
 26 continue to partner with United Way of King County (UWKC) to implement ParentChild+
 27 programs.¹³⁰

28

¹²⁸ Kendrick, D., et al. "Does Home Visiting Improve Parenting and the Quality of the Home Environment?" *Archives of Disease in Childhood*, (2000) pp. 82, 443–451.

¹²⁹ Programs include Child-Parent Psychotherapy, Early Head Start Home-Based, ParentChild+, Parents as Teachers/Ina Maka, Community-Based Outreach Doulas. These programs are designed for, and implemented in, specific cultural communities.

¹³⁰ ParentChild+. [\[LINK\]](#)

Attachment A | *Best Starts for Kids* Implementation Plan: 2022-2027

- 1 • **Capacity-Building and Technical Assistance to Support Program Equity and Quality:** *Best Starts*
- 2 provides capacity-building and program development supports for any newly-funded HBS
- 3 programs in order to reach effective and equitable outcomes.¹³¹ *Best Starts* also invests in
- 4 model-specific technical assistance for evidence-based and evidence-informed home visiting
- 5 programs to support building readiness and improving program fidelity and quality over time.¹³²
- 6 • **Workforce Supports:** *Best Starts* invests in training, mental health support, other system
- 7 changes, and a community of practice to support home visitors and supervisor well-being and
- 8 retention.

9

10 **Approximate Scope:** *Best Starts* estimates serving up to 1,650 families, children and or caregivers

11 through HBS each year.¹³³

12

13 **Planned Refinements in *Best Starts for Kids* 2022-2027:**

- 14 • HBS will focus on funding supports for African American and LGBTQIA+ families for which there
- 15 are currently gaps in services.
- 16 • HBS will enhance the current funding approach by adding emergency funds for basic needs or
- 17 items such as utility payments into program budgets for providers to access for families and
- 18 piloting enhanced case management supports in a subset of grantees.

19

20 **Anticipated timeline:** HBS intends to release RFPs in 2022 and start new contracts in Q3 2022.

Community-Based Parenting Supports

Funding Estimate:

Year	2022	2023	2024	2025	2026	2027	Total
Amount	\$3,800,000	\$3,884,000	\$3,969,000	\$4,056,000	\$4,146,000	\$4,237,000	\$24,091,000

21

22 **Description:**

23 Community-Based Parenting Supports (CBPS) strategy provides community-centered, peer-based

24 services to pregnant individuals, parents, and caregivers of children aged birth to five. CBPS provides

25 concrete supports to strengthen protective factors, mitigate risk, and increase health, safety, and

¹³¹ The organizations that provide capacity-building support include: Emerging Design, Rainier Valley Corps, The Capacity Collective, NIRN, DSK CRES, YWCA.

¹³² The organizations that provide technical assistance include Early Start, United Way of King County, and Open Arms.

¹³³ Approximate scope of 1,700 families includes those served via braided funding for ParentChild+ with UWKC and City of Seattle.

Attachment A | *Best Starts for Kids* Implementation Plan: 2022-2027

1 social/emotional well-being of families. Community-Based Parenting Supports services are offered by
2 peer-based providers that share King County families' lived experiences, culture, and language.

3
4 Community-based partners implement programs in a variety of community settings, including health
5 care clinics, child care and early learning centers, religious institutions, and community centers. *Best*
6 *Starts* prioritizes equity by funding agencies serving low-income families, BIPOC families, immigrant and
7 refugee families, LGBTQIA+ families, families with disabilities, families with foster children, and those
8 geographically isolated. CBPS programming includes:

- 9 • **Basic Needs Resource Brokers (BNRB):** Basic Needs Resource Brokers build on networks of
10 community organizations to provide food, diapers, formula, and other basic needs to families of
11 young children.
- 12 • **Caregiver Peer Supports:** Caregiver Peer Supports uses a community-centered and relationship-
13 based approach to provide families with resources and information to strengthen health, safety,
14 brain development, and social-emotional well-being. Investments include programs such as
15 Kaleidoscope Play and Learn (KPL)¹³⁴ and Parent-Caregiver Information and Supports (PCIS).¹³⁵
- 16 • **Perinatal and Lactation Support Services:** *Best Starts* partners with organizations across King
17 County to provide culturally relevant perinatal and lactation support services focusing on
18 Indigenous, Black and African American, Asian American, Native Hawaiian, and Pacific Islander,
19 and Latinx communities. Partners will offer education and support in various formats and
20 settings, including health clinics, community centers.
- 21 • **Capacity-Building Supports and Model-Specific Technical Assistance:** *Best Starts* provides
22 capacity-building supports for funded CBPS programs to reach effective and equitable
23 outcomes. *Best Starts* also invests in model-specific technical assistance to support new
24 programs in building readiness to implement the model and in improving program fidelity and
25 quality over time.¹³⁶

26
27 **Approximate Scope:** *Best Starts* intends to serve approximately 48,000 caregivers, children, and families
28 through a combination of programming annually.

29
30 **Planned Refinements in *Best Starts for Kids* 2022-2027:**

- 31 • To make the strategy more cohesive, *Best Starts* will combine Caregiver Peer Supports¹³⁷ and
32 Community-Based Parenting into one body of work. The combined program will support
33 caregivers through peer support in a community-based setting.

34
35 **Anticipated Timeline:** New RFPs will be released in 2022-2023.

¹³⁴ Child Care Resources: Kaleidoscope Play and Learn. [\[LINK\]](#)

¹³⁵ Community-based peer supports aim to reduce risk factors such as parental distress and isolation and increase protective factors such as parental resilience, social supports, nurturing attachments between caregiver and child, and knowledge of parenting and child development.

¹³⁶ Model-specific technical assistance will likely include Kaleidoscope Play and Learn and Supportive Pregnancy and may be adjusted based on funded programs.

¹³⁷ The King County Council Ordinance 18373. [\[LINK\]](#)

Attachment A | *Best Starts for Kids* Implementation Plan: 2022-2027

1
2

Attachment A | *Best Starts for Kids* Implementation Plan: 2022-2027**Early Support for Infants and Toddlers****Funding Estimate:**

Year	2022	2023	2024	2025	2026	2027	Total
Amount	\$4,500,000	\$4,599,000	\$4,700,000	\$4,804,000	\$4,909,000	\$5,017,000	\$28,529,000

1

2 **Description:**

3 Early Support for Infants and Toddlers (ESIT) promotes equitable outcomes for families with children,
4 aged birth to three, who have developmental delays or disabilities. Eligible infants and toddlers, and
5 their families, are entitled to individualized, quality developmental services in accordance with the
6 federal Individuals with Disabilities Education Act (IDEA), Part C.¹³⁸ Services include Family Resources
7 Coordination, education and speech or motor therapies, and take place at home, childcare, and
8 community settings.

9

10 **Approximate Scope:** *Best Starts for Kids* funding supported growth in the number of children served by
11 ESIT by 44 percent, from 3,909 in 2015 to 5,643 children in 2019.¹³⁹ King County anticipates a four
12 percent annual increase in the number of children served with *Best Starts for Kids* funding from 2022 to
13 2027, an increase leading to approximately 1450 additional children accessing ESIT services than are
14 currently served by the last year of the levy.¹⁴⁰

15

16 **Planned Refinements in *Best Starts for Kids* 2022-2027:**

17 Build workforce development pathways, including scholarships for bilingual providers to engage in
18 training and schooling.

- 19 • Provide equity trainings and capacity building supports to providers.
- 20 • Recruit and build capacity of new Community Based Organizations to become ESIT providers.

21

22 **Anticipated Timeline:** RFA and RFQ¹⁴¹ processes planned for Q4 2022. New ESIT providers supported
23 through capacity building investments may be contracted in 2024.

24

¹³⁸ Individuals with Disabilities Education Act (IDEA), Part C. [\[LINK\]](#)

¹³⁹ Data Source: Washington State Department of Children, Youth and Families, Early Support for Infants and Toddlers Data Management System Reports.

¹⁴⁰ Based on several considerations including, the growth rate during *the Best Starts for Kids 2016-2027 levy*, the decrease due to COVID, and the federal requirements that all children who are referred and found eligible must be provided services.

¹⁴¹ Request for Proposal or Request for Application or Request for Qualifications. RFPs, RFAs, RFQs are solicitation notifications to apply for funding.

Attachment A | *Best Starts for Kids* Implementation Plan: 2022-2027

1

Universal Developmental Screening

Funding Estimate:

Year	2022	2023	2024	2025	2026	2027	Total
Amount	\$3,000,000	\$3,066,000	\$3,133,000	\$3,202,000	\$3,273,000	\$3,345,000	\$19,020,000

2

3 **Description:** The Universal Developmental Screening (UDS) strategy provides information, training,
 4 tools, and connections among providers to ensure all King County children receive culturally
 5 appropriate, high-quality developmental screening throughout early childhood. Early childhood
 6 practitioners use developmental screening to celebrate milestones, and monitor signs that a young child
 7 may be delayed in one or more areas of development. Families are supported in understanding child
 8 development and connecting with a wide range of resources to support their growth and wellbeing.
 9 Identifying developmental delays is critical to connecting children to Early Support for Infants and
 10 Toddlers services, which can have a big impact on a young child’s success in school and life.

11

12 Screenings are offered in any context where a family and child interact with an early childhood
 13 practitioner, including healthcare, early learning, and community settings. Community-based partners
 14 implement the core components of this work, and customize education on early childhood milestones,
 15 developmental screening tools, and delivery of UDS for Black/African American, Chinese, Pacific
 16 Islander, Somali, and Latinx communities.

17

Planned Refinements in *Best Starts for Kids* 2022-2027:

18 Future work will be informed by the Universal Developmental Screening Analysis, a comprehensive
 19 community-driven participatory research project commissioned by *Best Starts* in 2019. It is the largest
 20 analysis completed nationally on UDS.¹⁴² Planned refinements include:

- 22 • Prioritize the well-being of communities of color as the strategy focus through 2027.
- 23 • Strengthen community partnerships to respond to the evolving priorities of the community.
- 24 • Improve alignment of programming for young children to ensure families find the resources they
 25 need most. (*alignment with Help Me Grow King County, which is further described in the*
 26 *discussion of the Help Me Grow strategy*)
- 27 • Continue funding of community-based providers to reduce barriers to high quality and culturally
 28 responsive developmental screenings and referrals, training, materials, and supports.

29

30 **Approximate Scope:** Universal Developmental Screening intends to reach approximately 1,000 children
 31 through early learning professionals, child care providers, medical and behavior health providers.

32

¹⁴² Universal Developmental Screening Analysis [\[LINK\]](#)

Attachment A | *Best Starts for Kids* Implementation Plan: 2022-2027

- 1 **Anticipated Timeline:** RFP for new funding for short-term projects to be released in Q3 2022. RFP for
- 2 new long-term projects to be released in Q2 2023.

Child Care Health Consultation (CCHC)

Funding Estimate:

Year	2022	2023	2024	2025	2026	2027	Total
Amount	\$3,400,000	\$3,475,000	\$3,551,000	\$3,629,000	\$3,709,000	\$3,791,000	\$21,555,000

Description:

Child Care Health Consultation (CCHC) promotes the health, safety, and development of children and caregivers in child care settings. Multidisciplinary teams of health care providers, mental health professionals, nutritionists, and others, provide coaching and training to child care providers. This includes training on mental/behavioral health, sensory and self-regulation, brain development, and use of developmental screening tools and resources.¹⁴³ PHSKC has offered CCHC throughout King County for over 35 years, and *Best Starts* partners with seven community-based partners to strengthen the cultural responsiveness of CCHC services, and develop tailored supports for different communities and cultures.¹⁴⁴ Programs serve licensed child care providers and Family, Friend, and Neighbor (FFN) or informal caregivers, and are delivered using both the core PHSKC program model, as well as innovative and community-informed pilot approaches embedded in the values and norms of the community.^{145 146}

Planned Refinements in *Best Starts for Kids* 2022-2027:

- Continue funding systems development work with a focus on developing a cohesive and accessible countywide system of child care health consultation that alleviates race- and place-based inequities.
- Expand focus populations served by CCHC programs to reach new cultural, language, and geographic communities currently not served, for example Hispanic/Latino, indigenous, Asian American, Native Hawaiian, and Pacific Islander as well as rural communities in King County.

Approximate Scope: Child Care Health Consultation intends to reach approximately 1,200 providers annually.

¹⁴³ *Best Starts for Kids* Child Care Health Consultation Evaluation by Cardea.[\[LINK\]](#)

¹⁴⁴ *Best Starts*-funded CCHC programs are customized to Black/African American, Chinese, Eritrean, Ethiopian-Oromo, and Somali communities, and services are available in nine languages and/or dialects.

¹⁴⁵ PHSKC program model consists of a multi-disciplinary team of Public Health Nurses, Mental Health Consultants, Registered Dietitian (Nutritionist), and Community Health Professionals who consult with the teachers, directors, cooks, and other Early Learning Program staff on matters of child health, behavior, and safety.

¹⁴⁶ Community-informed pilot programs are innovative solutions designed by communities to bring CCHC services to child care providers in their specific cultural, language, or geographic community and meet their unique needs. Some programs are developed with a specific focus on serving FFN and informal care providers.

Attachment A | *Best Starts for Kids* Implementation Plan: 2022-2027

1 **Anticipated Timeline:** RFP to be released in Q4 2022.

2

Systems Building for Infant and Early Childhood Mental Health

Funding Estimate:

Year	2022	2023	2024	2025	2026	2027	Total
Amount	\$1,500,000	\$1,533,000	\$1,567,000	\$1,601,000	\$1,636,000	\$1,672,000	\$9,510,000

3

4 **Description:**

5 The Infant and Early Childhood Mental Health (IECMH) strategy focuses on improving social and
 6 emotional outcomes of young children 0-5 years old. Approaches include reflective consultation and
 7 Infant and Early Childhood Mental Health trainings.¹⁴⁷ Services strengthen the ability of caregivers and
 8 providers to support children in forming close relationships with adults and peers, manage and express a
 9 full range of emotions, and explore the environment and learn. These skills and experiences form the
 10 foundation for healthy brain development and self-regulation. Services takes place in the context of
 11 family, community, culture, and traditions, and promote relational health for very young children and
 12 their families.¹⁴⁸ This need is even more critical in the context of the COVID-19 pandemic and
 13 institutional racism, which have the potential to significantly impact child and family development and
 14 wellbeing.¹⁴⁹

15

16 **Planned Refinements in *Best Starts for Kids* 2022-2027:**

- 17 • Implement priorities identified by the IECHM work group¹⁵⁰ in 2021. BIPOC providers serving a
 18 diverse range of families are a priority that emerged from community input during the
 19 landscape analysis process.

20

21 **Approximate Scope:** The IECMH strategy will continue to support social-emotional development for all
 22 young children under age 5 in King County. IECMH anticipates reaching approximately 350-450 providers
 23 a year through trainings and approximately 200 providers a year through reflective consultation
 24 annually.

25

26 **Anticipated Timeline:** Release an RFP in Q4 2021 to identify contractors to implement the work of the
 27 strategic plan.

28

¹⁴⁷ Reflective supervision/consultation is a practice emerging from the multidisciplinary field of infant mental health, which acknowledges that very young children have unique developmental and relational needs and that all early learning occurs in the context of relationships.

¹⁴⁸ America's Babies: Making Their Potential Our Priority Report [\[LINK\]](#)

¹⁴⁹ The potential impact of the COVID-19 pandemic on child growth and development: a systematic review. [\[LINK\]](#)

¹⁵⁰ Work group hosted by King County and includes experts in Infant Mental Health and local providers.

Attachment A | *Best Starts for Kids* Implementation Plan: 2022-2027

Workforce Development

1

Funding Estimate:

Year	2022	2023	2024	2025	2026	2027	Total
Amount	\$1,310,000	\$1,339,000	\$1,368,000	\$1,398,000	\$1,429,000	\$1,461,000	\$8,305,000

2

3

Description:

4 The Workforce Development (WFD) strategy provides training, technical assistance, and peer learning
 5 opportunities to build the knowledge and skills of early childhood practitioners in three content areas:
 6 racial equity, infant and early childhood mental health, and healthy child development.¹⁵¹ WFD
 7 strengthens the professional development system for early childhood practitioners. Public workshops
 8 teach practitioners foundational topics, such as healthy child development, and trauma-informed
 9 engagement, and workshop facilitators are partnered with trainers who have content knowledge and
 10 expertise in racial equity. WFD also invests in mentorship, networking, and technical assistance
 11 opportunities focused on BIPOC participants, and coordinates communities of practice for affinity
 12 groups of *Best Starts*-funded early childhood practitioners.

13

14

Planned Refinements in *Best Starts for Kids* 2022-2027:

15

16

17

18

19

20

21

22

23

24

25

26

Approximate Scope: WFD anticipates 900 to 1,100 unduplicated providers participating in one or more large group trainings.

Anticipated Timeline: RFP will be released by Q4 2021.

¹⁵¹ Early childhood practitioners may include home visitors, child-care providers, doulas, social workers, mental health providers, and others.

Attachment A | *Best Starts for Kids* Implementation Plan: 2022-2027

Innovation Supports

1

Funding Estimate:

Year	2022	2023	2024	2025	2026	2027	Total
Amount	\$1,000,000	\$1,022,000	\$1,044,000	\$1,067,000	\$1,091,000	\$1,115,000	\$6,340,000

2

Description

3 *Best Starts'* Innovation Supports strategy leverages the expertise and creativity of community to design,
 4 develop, and lead effective programs and interventions serving children, aged birth to five, and their
 5 families. Innovation Supports provides capacity building supports to select *Best Starts* partners piloting
 6 innovative programs and approaches, from initial design and idea development to full
 7 implementation. Services typically take place during the first three years of a program or intervention,
 8 and include trainings, workshops, communities of practice, and peer supports. Peer supports helps with
 9 the dissemination and adoption of innovative practices across CBO leads.

10

11 *Best Starts* will contract with an agency to codesign capacity building services drawing from existing
 12 frameworks to support existing and potential CBO partners.^{152,153,154} Participating organizations will
 13 receive supplemental funds to support planning and development, including compensation for staff
 14 time to participate in capacity building activities.

15

Planned Modifications in *Best Starts for Kids* 2022-2027:

- 16 • Implement key learnings from *the Best Starts* 2016-2021, including prioritizing multiple levels of
 17 support such as group trainings, workshops, communities of practice, and one-on-one, as well as
 18 frequent contacts to build trusting relationships.
- 19 • Contract with *the Best Starts for Kids* CBO leads to provide peer supports.
- 20 • Opportunities to invest in timely and innovative responses to emergent needs.

21

22 **Approximate Scope:** *Best Starts* anticipates serving between 10-15 organizations every two to three
 23 years.

24

Anticipated Timeline:

25 Innovation Supports will partner with *Best Starts* strategies investing in innovative program models
 26 throughout the life of the Levy. Capacity building supports will be offered during RFP processes and
 27 upon award, and during other critical periods for innovation.

28

29

30

31

32

¹⁵² Frontiers of Innovation Equity by Design. [\[LINK\]](#)

¹⁵³ Creative Reactions Lab. [\[LINK\]](#)

¹⁵⁴ The National Implementation Research Network. [\[LINK\]](#)

Attachment A | *Best Starts for Kids* Implementation Plan: 2022-2027**Help Me Grow**

1

Funding Estimate:

Year	2022	2023	2024	2025	2026	2027	Total
Amount	\$2,600,000	\$2,657,000	\$2,716,000	\$2,775,000	\$2,836,000	\$2,899,000	\$16,484,000

2

3

Description:

4

Help Me Grow (HMG) is a national model designed to empower families to support their children’s health by connecting them to what they need, when and how they need it.¹⁵⁵ Help Me Grow

5

6

King County (HMGKC) is rooted in the values of self-determination, strength, and resilience, and partners with the Help Me Grow Washington (HMGWA) team and local CBOs to understand how best to connect families and communities to services and adapt the national model.¹⁵⁶ HMGKC is centered in equity and community-based solutions, and implements four core components:

7

8

9

10

- *Coordinated Access:* A network of CBOs to provide families and communities culturally or linguistically matched connections to services and resources.
- *Family & Community Partnership:* Authentic relationships with families and communities to shape and define the HMGKC system.
- *Data Collection & Evaluation:* Increased access to high quality information about services available to families and the ways in which families interact with services.
- *Service Provider & Professional Partnership:* Collaborative relationships with early learning, social service, health and mental health providers to strengthen coordination.

11

12

13

14

15

16

17

18

19

The HMGKC strategy supports resource navigation and serves as a foundation for all *Best Starts* prenatal to five-year-old strategies. Integration and partnership with all *Best Starts* funded early learning strategies will be a focus.

20

21

22

23

Planned Refinements in *Best Starts for Kids* 2022-2027:

24

25

26

27

28

29

30

- Convene CBO Collaborative Partnership for strengthening referral pathways and coordinated access regionally, increased language and cultural matches, and greater visibility of service delivery across the HMG King County network.
- Convene stakeholders in early learning for greater collaboration and stronger early childhood development system coordination in King County.
- Integrate tools and resources for families and providers to better understand child development including resources such as Vroom.¹⁵⁷

¹⁵⁵THE HMG SYSTEM MODEL [Help Me Grow](#).

¹⁵⁶ WA Department of Children, Youth and Families, Within Reach, and Washington Communities for Children work together to form the Help Me Grow Washington (HMG WA) leadership team.

¹⁵⁷ Vroom [LINK](#)

Attachment A | *Best Starts for Kids* Implementation Plan: 2022-2027

1 **Approximate Scope:** *Best Starts* anticipates serving approximately 1,000 caregivers and 2,000 children
 2 annually.

3

4 **Anticipated Timeline:** RFP to be released in Q3 2022

5

Environmental supports: Lead and Toxics

Funding Estimate:

Year	2022	2023	2024	2025	2026	2027	Total
Amount	\$750,000	\$767,000	\$783,000	\$801,000	\$818,000	\$836,000	\$4,755,000

6

Description:

7
 8 Communities of color have long been charting the path forward on environmental justice. The Lead and
 9 Toxics Program (LTP) builds on this leadership to prevent childhood lead poisoning, identify and reduce
 10 exposures to environmental toxics, and equitably improve health outcomes. LTP successfully leveraged
 11 \$2M in federal Centers for Disease Control Childhood Lead Poisoning Program Prevention Program
 12 (CLPPP)¹⁵⁸ grant funds to sustain and integrate activities across *Best Starts* strategies, with a focus on
 13 communities most historically impacted by health inequities.

14

Planned Refinements in *Best Starts for Kids* 2022-2027:

- 16 • Use data and community-led program evaluation to inform policy and program activities and
 17 implement BIPOC community-driven priorities.
- 18 • Improve surveillance to eliminate child blood testing gaps and sources of exposure, and partner
 19 with medical systems, providers, and families to ensure all children receive appropriate blood
 20 lead testing. Strengthen referral systems for culturally appropriate developmental services for
 21 lead poisoned children.
- 22 • Deliver resources and consultation to reduce, eliminate, and replace sources of toxic exposures,
 23 and develop publicly available community education materials and training resources including
 24 child care centers and new family homes.
- 25 • Integrate LTP activities in other *Best Starts* strategies, including providing consultation and
 26 trainings across King County home visiting programs and partnering with ESIT to provide a
 27 model for assessing blood lead level testing status of children referred for developmental
 28 services.
- 29 • Develop and implement a Medical Legal Partnership to address healthy housing and other
 30 policies, laws, and systems at the root of health inequities affecting King County families.

31

32 **Approximate Scope:** LTP anticipates reaching approximately 1,000 children and families annually.

33

34 **Anticipated Timeline:** RFP to be released in Q1 2022.

35

¹⁵⁸ Assessment Report Motion 15769. [[LINK](#)]

Attachment A | *Best Starts for Kids* Implementation Plan: 2022-20271 **F. Sustain the Gain (Five to 24)**

2
3 Research shows that promotion and prevention efforts, made during key developmental stages or
4 transition points in a young person’s life, can sustain earlier gains.¹⁵⁹ The Sustain the Gain strategy area
5 supports programs that empower youth; support social-emotional development, mental wellbeing,
6 positive identity, health, academics and employability; and provide safe and healthy spaces for youth to
7 connect with peers and supportive adults in and out of school.^{160,161}

8
9 To sustain the gains made for King County’s youngest children, it is essential to continue programming
10 for children and young people as they grow and develop through age 24. This is consistent with research
11 that shows critical brain development continuing into young adulthood.¹⁶²

12
13 **Mental and Emotional Health**

14 *Best Starts’* Sustain the Gain strategy area actively promotes mental health and well-being and prevents
15 and mitigates adverse emotional health impacts, including mental health and substance use
16 challenges.¹⁶³ *Best Starts’* SB:SBIRT and School-based health centers (SBHCs) strategies provide direct
17 prevention, outreach and early intervention to address mental health and substance use impacts among
18 children and youth. The Liberation and Healing strategy addresses community trauma and its impacts on
19 young people by promoting strengths-based social and emotional supports. The Community Well-Being
20 Initiative (CWI) will convene and coordinate *Best Starts* efforts related to mental health and well-being.
21 The CWI will connect with other related County efforts. Among these are community behavioral health
22 services and interventions administered by DCHS’ Behavioral Health and Recovery Division including
23 services supported by the MIDD behavioral health sales tax fund, prevention services provided by the
24 Children, Youth and Young Adult Division, as well as addressing behavioral health impacts of the
25 pandemic within Public Health’s COVID-related response.^{164,165}

26
27 **Funding Level Increases and Strategy Name Changes**

28 To respond to communities’ needs and requests for expanded access to services for school-aged
29 children and transition-age young adults only amplified by COVID-19, *Best Starts’* 2022-2027 levy
30 includes increased funding levels for three strategies: Expanded Learning (formally Out of School Time),
31 School Based Health Centers, and Transitions to Adulthood.

32
33 For several Sustain the Gain strategies, names are changed since the first *Best Starts* levy to align them
34 more closely with the goals they achieve and the services they provide. The former names of these

¹⁵⁹ Browne, C., Notkin, S., Schneider-Muñoz, A., & Zimmerman, F. (2015). [\[LINK\]](#)

¹⁶⁰ Motion 15888. [\[LINK\]](#)

¹⁶¹ Ordinance 19267. [\[LINK\]](#)

¹⁶² Forum for Youth Investment. [\[LINK\]](#)

¹⁶³ Motion 15888. [\[LINK\]](#)

¹⁶⁴ DCHS Behavioral Health and Recovery Division. [\[LINK\]](#)

¹⁶⁵ MIDD Behavioral Health Sales Tax Fund. [\[LINK\]](#)

Attachment A | *Best Starts for Kids* Implementation Plan: 2022-2027

1 strategies are noted below in Table 11 where applicable. All descriptions of strategies include an
 2 estimated scope that is subject to refinement in partnership with community and providers.

3
 4 *Table 11: Funding Estimates for Sustain the Gain Strategies*

Strategy	2022-2027 Funding Estimate
Expanded Learning	\$44,094,000
Youth Development	\$28,212,000
SB:SBIRT School-Based Screening and Brief Intervention and for Referral to Treatment/Services	\$15,691,000
School-Based Health Centers	\$19,020,000
Liberation and Healing	\$30,748,000
Healthy and Safe Environments	\$6,340,000
Positive Family Connections	\$8,876,000
Stopping the School-to-Prison Pipeline (SSPP)	\$29,480,000
Transitions to Adulthood	\$30,019,000
Child and Adolescent Immunizations	\$2,853,000

5

Expanded Learning (formerly Out of School Time)

Funding Estimate:

Year	2022	2023	2024	2025	2026	2027	Total
Amount	\$6,955,000	\$7,108,000	\$7,264,000	\$7,424,000	\$7,588,000	\$7,754,000	\$44,094,000

6

Description:

7 Under the Expanded Learning strategy, *Best Starts for Kids*-funded organizations provide consistent,
 8 high-quality and culturally responsive programming to children and youth with access to a range of
 9 activities from academic enrichment to cultural and social development activities, recreation, physical
 10 activity and health promotion, arts education, and leadership skills. The Expanded Learning strategy
 11 continues the two funding models from the original levy: Place-based partnerships in schools and
 12 housing complexes, and Black, Indigenous, People of Color (BIPOC)-led organizations. In the renewed
 13 levy, Expanded Learning programming will also include licensed school-age care providers.
 14
 15

Attachment A | *Best Starts for Kids* Implementation Plan: 2022-2027

1 As part of this investment, School’s Out Washington’s (SOWA) King County Professional Learning System
2 offers professional development to all *Best Starts* funded organizations in the Sustain the Gain
3 investment area, with a focus on the Youth Program Quality Initiative (YPQI) process for continuous
4 quality improvement and promotion of social-emotional learning (SEL).^{166, 167}
5

6 **Planned Refinements in *Best Starts for Kids* 2022-2027:**

7 In addition to continuing currently funded programs, in 2022-2027 *Best Starts* plans to:

- 8 • Expand this investment to reach licensed school-age providers serving youth ages five to 12
9 years old to build on the new *Best Starts* Investment in child care for children under five years
10 old. Licensed childcare providers will be folded into the Expanded Learning portfolio.
- 11 • Restructure the YPQI experience to better respond to an organization’s level of experience by
12 implementing a three-tiered approach that provides tailored access to professional
13 development opportunities such as training and coaching to increase program quality.¹⁶⁸
- 14 • The new name of Expanded Learning for this strategy aligns with a shift in the youth services
15 industry toward language that emphasizes *why and how* services occur rather than *when and*
16 *where* they happen. The focus on expanded learning underscores the important learning taking
17 place in these community-based programs, and that the field is united by common goals and a
18 commitment to standards and quality improvement.¹⁶⁹
19

20 **Rationale for Increased Funding**

21 Increasing the funding through the *Best Starts* Expanded Learning strategy will double the number of
22 more children and youth annually than in *Best Starts* 2016-2021. Providers serve more children ages
23 five to 12, start new programs in under-resourced areas, serve a higher percentage of families in
24 poverty, deliver higher quality programming, and create stronger partnerships with schools, and other
25 expanded learning providers. Partners will provide holistic programs for children, youth and families in
26 schools and low-income housing settings.
27

28 **Approximate Scope:** Expanded Learning intends to serve up to 4,000 youth annually through this work.
29

30 **Anticipated Timeline:** Release first RFP in Q1 2022. Release second RFP Q3 2024.
31

¹⁶⁶ Youth Program Quality Initiative. [\[LINK\]](#)

¹⁶⁷ School’s Out Washington Social Emotional Learning. [\[LINK\]](#)

¹⁶⁸ Youth Program Quality Assessment [\[LINK\]](#)

¹⁶⁹ The Forum for Youth Investment, Karen Pittman. (2020, May 15). What Happens When Out-of-School Time is All the Time? [\[LINK\]](#)

Attachment A | *Best Starts for Kids* Implementation Plan: 2022-2027

Youth Development (formerly Positive Identity Development, Healthy Relationships, Youth Leadership, and Mentoring strategies)

Funding Estimate:

Year	2022	2023	2024	2025	2026	2027	Total
Amount	\$4,450,000	\$4,548,000	\$4,648,000	\$4,750,000	\$4,855,000	\$4,962,000	\$28,212,000

1

2 **Description**

3 The Youth Development strategy invests in mentoring, leadership and positive identity development,
4 and opportunities to learn how to develop healthy and safe relationships (including domestic violence
5 prevention and peer to peer support). The Youth Development Strategy partners with community-based
6 organizations who serve youth navigating the child welfare system, unsheltered youth, LGBTQIA+ youth,
7 and other historically and presently marginalized young people. The programs supported spans a broad
8 spectrum of activities and topics, from the arts to physical activity to community organizing, delivered in
9 a location accessible to participating youth.

10

11 **Planned Refinements in *Best Starts for Kids* 2022-2027:**

- 12 • *Best Starts* will combine four strategy areas (Positive Identity Development, Healthy and Safe
13 Relationships, Youth Leadership, and Mentoring) with frequent overlap in organizations serving
14 youth to create the new Youth Development strategy, and will prioritize applicant organizations
15 that clearly demonstrate a focus on at least one of those four areas.

16

17 **Approximate Scope:** Youth Development anticipates serving 5,000 youth per year.

18

19 **Anticipated Timeline:** RFP to be released in Q4 2021.

20

21

Attachment A | *Best Starts for Kids* Implementation Plan: 2022-2027

SB:SBIRT School-Based Screening, Brief intervention and Referral to Treatment/Services (formerly Screening, Brief intervention and Referral to Treatment SBIRT)

Funding Estimate:

Year	2022	2023	2024	2025	2026	2027	Total
Amount	\$2,475,000	\$2,529,000	\$2,585,000	\$2,642,000	\$2,700,000	\$2,759,000	\$15,691,000

1

Description:

2 SB:SBIRT is a model to promote social-emotional and mental health and prevent substance use for
 3 middle and high-school students.¹⁷⁰ SB:SBIRT provides prevention, outreach, and early intervention to
 4 address mental health and substance use impacts during the critical middle and high school years.¹⁷¹ The
 5 framework can be used to screen for all levels of substance use risk and has more recently
 6 demonstrated success when utilized with screening for mental health concerns more broadly.¹⁷² Funding
 7 for SB:SBIRT is currently available for all middle schools in King County. SB:SBIRT model's strengths is its
 8 ability to reach students who have existing needs but might not normally receive attention. The 2019
 9 SB:SBIRT Process Evaluation by Seattle Children's Research Institute (SCRI) showed students who
 10 experienced the SB:SBIRT process had significant increase in school connection after the intervention.¹⁷³

12

Planned Refinements in *Best Starts for Kids* 2022-2027:

- 14 • Screening tools will be updated to be able to work with high school students.

15

16 **Approximate Scope:** *Best Starts* intends to reach approximately 1,400 youth annually.

17

Anticipated Timeline:

- 18 • Release RFP in Q4 2021 for continued funding for 12 school districts currently implementing
 19 SBIRT or having completed the planning process.
- 20 • Release RFP for Planning Awards in the Q4 2021 for remaining school districts and other
 21 interested schools for the 2022-23 school year.

22

23

24

¹⁷⁰ Ordinance 19267. [\[LINK\]](#)

¹⁷¹ King County Council, Amendment 15888 [\[LINK\]](#)

¹⁷² Key Substance Use and Mental Health Indicators in the United States: Results from the 2019 National Survey on Drug Use and Health. SAMSA [\[LINK\]](#)

¹⁷³ Weist MD, Eber L, Horner R, et al. Improving Multitiered Systems of Support for Students With "Internalizing" Emotional/Behavioral Problems. *Journal of Positive Behavior Interventions*. 2018;20(3):172-184. doi:10.1177/1098300717753832 [\[LINK\]](#)

Attachment A | *Best Starts for Kids* Implementation Plan: 2022-2027

School-Based Health Centers

Funding Estimate:

Year	2022	2023	2024	2025	2026	2027	Total
Amount	\$3,000,000	\$3,066,000	\$3,133,000	\$3,202,000	\$3,273,000	\$3,345,000	\$19,020,000

1
2
3
4
5
6
7
8
9

Description:

School-based health centers (SBHCs) in King County provide comprehensive medical, behavioral health, and dental services in school settings to children and adolescents who are often underserved by the medical community. SBHCs are an effective strategy for increasing students' educational and health outcomes, including in school performance, grade promotion, and high school completion. They also decrease such health risks as mental illness, teenage pregnancy, poor diet, inadequate physical activity, physical and emotional abuse, and substance misuse.^{174,175,176}

Planned Refinements in *Best Starts for Kids* 2022-2027:

In addition to continuing currently funded programs, in 2022-2027 *Best Starts* will expand the investment to:

- Create up to four new SBHCs, including capital investments and vision/dental services.
- Implement comprehensive data management tools and evaluation of student and program outcomes to determine where SBHC can improve.
- Increase funding for training school-based health care providers on subjects such as understanding racial trauma to make SBHC more welcoming and accessible for BIPOC students.
- Increase equitable access to SBHC services through increased behavioral health options, including substance use prevention and treatment, and connecting youth to effective community-based services.¹⁷⁷
- Strengthen SBHC systems and service delivery by intentionally leading with anti-racism and creating culturally competent medical practices using trauma-informed, person-centered care to increase the use of these services by youth of color.

24

Rationale for Increased Investment and Refinements:

Best Starts will add up to four new SBHCs. Student health needs are persistent, specifically among black and brown students who experience greater disparities in accessing high quality healthcare. The added negative impacts of the pandemic and systemic racism further exacerbate the need to continue to provide medical, behavioral, and mental health services that help students in their academic success

29

¹⁷⁴ *Best Starts for Kids Implementation Plan*, pg. 73. [\[LINK\]](#)

¹⁷⁵ Motion 15888. [\[LINK\]](#)

¹⁷⁶ Ordinance 19267. [\[LINK\]](#)

¹⁷⁷ School-Based Health Centers to Advance Health Equity. A Community Guide Systematic Review. [\[LINK\]](#)

Attachment A | *Best Starts for Kids* Implementation Plan: 2022-2027

1 and overall well-being.^{178,179} School based health centers work with school and community partners to
 2 identify youth with behavioral health needs, reduce their disproportionate referral to the juvenile justice
 3 system, and increase their connection to appropriate services.

4
 5 **Approximate Scope:** School-based health centers intend to serve approximately 300 students per
 6 school-based health center, for a total of up to 1,800 students once added centers are operational.

7
 8 **Anticipated Timeline:**

- 9 • Continue funding for the three existing SBHC operations grants through August 2022 without
 10 disruption.
- 11 • Contingent upon successful implementation, continue three-year contracts for existing
 12 operations, beginning in September 2022.
- 13 • Continue funding existing grants to Seattle Children’s and UW SMART Center for consultation,
 14 professional development, and program evaluation supports.
- 15 • Release SBHC RFP for up to four new sites/grantees in Q2 2022 with contracts starting in Q3
 16 2022. Capital and operations investments will be included at this time.
- 17 • Continue current enhancement grants (to provide social emotional and other supports to
 18 schools in Seattle with existing SBHCs) in good standing through Q3 2022 without disruption.
- 19 • Release Enhancement RFP by Q4 2022 to increase behavioral health offerings at existing SBHCs
 20 funded through the Seattle Family, Education, Preschool and Promise (FEPP)¹⁸⁰ levy.

21
Liberation and Healing (formerly Trauma Informed and Restorative Practices strategies)

Funding Estimate:

Year	2022	2023	2024	2025	2026	2027	Total
Amount	\$4,850,000	\$4,957,000	\$5,066,000	\$5,177,000	\$5,291,000	\$5,407,000	\$30,748,000

22
 23 **Description:**

24 The Liberation and Healing strategy addresses community trauma and its impacts on young people by
 25 promoting strengths-based social and emotional supports. The Liberation and Healing strategy
 26 promotes collective strengths-based social and emotional supports so that all people thrive as their full
 27 selves. Building on its foundations in trauma-informed and restorative practices, the strategy will
 28 address the broad impacts of the pandemic, uprisings for racial justice, and the far-reaching implications

¹⁷⁸ Motion 15888. [\[LINK\]](#)

¹⁷⁹ Emily M. Lund (2020) Even more to handle: Additional sources of stress and trauma for clients from
 marginalized racial and ethnic groups in the United States during the COVID-19 pandemic, *Counselling Psychology*
 Quarterly. [\[LINK\]](#)

¹⁸⁰ Seattle Family, Education, and Preschool and Promise levy [\[LINK\]](#)

Attachment A | *Best Starts for Kids* Implementation Plan: 2022-2027

1 of police violence by continuing investments in partnerships with schools and community stakeholders.
2 Three programs are under this strategy: Liberation and Healing from Systemic Racism, Community Well-
3 Being, and TRACE. Partners under Liberation and Healing (formerly Trauma Informed and Restorative
4 Practice) will implement innovative approaches to improve school culture and climate, heal and
5 transform systems, and drive systems change.¹⁸¹ In addition, program model refinements for the new
6 *Best Starts* levy will focus on addressing youth behavioral health needs.

7

8 **Planned Refinements in *Best Starts for Kids* 2022-2027:**

9 Program refinements in Liberation and Healing will include the following components:

- 10 • **Community Well-Being (CWI)** will promote social, emotional and mental health and
11 wellbeing through a multigenerational approach. CWI will build community capacity to share
12 resources and deliver culturally relevant programming on emotional health and wellbeing in
13 order to reduce stigma associated with mental health topics and reinforce compassion,
14 connection, and care in communities. CWI will be implemented in response to Motion
15 15888^{182,183} and input from community recommending investments to address the growing
16 mental health and substance use needs of youth as a result of the pandemic.¹⁸⁴
- 17 • **Add Timely Response to Adverse Community Events (TRACE)** as a program within Liberation
18 and Healing. TRACE is an enhanced trauma-specific response to eligible children, youth and/or
19 family members who have experienced an adverse community event and/or are experiencing
20 symptoms of trauma as a result of childhood experiences. The program specifically serves the
21 Snoqualmie Valley (Carnation, Duvall, Fall City, North Bend, and Snoqualmie).

22

23 **Approximate Scope:** Liberation and Healing anticipates serving up to 2,500 children and youth annually.

24

25 **Anticipated Timeline:** Release Liberation and Healing from Systemic Racism RFP in Q4 2021.

26

27

¹⁸¹ The Liberated Village steering committee definitions: **Trauma-Informed:** An understanding of the social, political, and socio-economic conditions that impact scholar's esteem, learning and functioning, and include acute, chronic, and historical racial trauma often exacerbated by the personal biases of educators and internalized oppression that impact marginalized scholars. **Restorative Practices:** Creating a climate that allows for scholars and educators to address and heal from harms committed by and against them (racial trauma and racism) by focusing on practices that include: honest and difficult dialogue, trust-building, management of emotions, holding space for healing; Eliminating punitive and disproportionate exclusionary discipline practices affecting BIPOC scholars, bias education for staff and administrators; collaborative partnership and decision-making with families of BIPOC communities to insure unbiased solutions to their scholar's academic success.

¹⁸² King County Council, Motion 15888 [\[LINK\]](#)

¹⁸³ Ordinance 19267. [\[LINK\]](#)

¹⁸⁴ BSK Community Conversations Report [\[LINK\]](#)

Attachment A | *Best Starts for Kids* Implementation Plan: 2022-2027**Healthy and Safe Environments** (formerly Create Healthy and Safe Environments)**Funding Estimate:**

Year	2022	2023	2024	2025	2026	2027	Total
Amount	\$1,000,000	\$1,022,000	\$1,044,000	\$1,067,000	\$1,091,000	\$1,115,000	\$6,340,000

1

2 **Description:**

3 Healthy and Safe Environments (HSE) funds communities impacted by inequities to improve the spaces
4 in which children, youth and families live, learn, work, and play and support sustainable, healthy
5 behaviors and long-term positive outcomes. HSE funds community partners empowering youth to
6 transform systems, environments, and policies to decrease and prevent continued inequity in their
7 communities. HSE focus areas include increasing access to healthy and affordable foods, increasing
8 opportunities for physical activity, reducing exposure to unhealthy products and dangerous substances,
9 and creating safe and health promoting environments. HSE includes and addresses recommendations
10 from the National Academy of Medicine, including:¹⁸⁵

- 11 • Increase community and neighborhood empowerment.
- 12 • Establish strategic partnerships.
- 13 • Educate stakeholders and decision-makers.
- 14 • Identify community leaders and build on existing resources.
- 15 • Gather and use relevant data.
- 16 • Maintain a focus on evaluation throughout the PSE change process.
- 17 • Share successful strategies with other communities.

18

19 **No Planned Refinements.**

20

21 **Approximate Scope:** HSE will fund between eight and 12 organizations reaching between 20,000 and
22 70,000 people.

23

24 **Anticipated Timeline:** Release RFP Q3 2021.

25

26

¹⁸⁵ National Academy of Medicine. [[LINK](#)]

Attachment A | *Best Starts for Kids* Implementation Plan: 2022-2027**Positive Family Connections** (formerly Family Engagement)**Funding Estimate:**

Year	2022	2023	2024	2025	2026	2027	Total
Amount	\$1,400,000	\$1,431,000	\$1,462,000	\$1,494,000	\$1,527,000	\$1,561,000	\$8,876,000

1

Description:

2 *Best Starts* Positive Family Connections help strengthen and build positive relationships between
 3 parents, caregivers and youth. Positive Family Connections funds programs designed to strengthen
 4 parent-to-parent engagement, kinship care relationships, intergenerational and cultural heritage bonds,
 5 restorative practices, personal development for young people and parents/caregivers, and the
 6 connections among these family members.
 7

8

Planned Refinements in *Best Starts for Kids* 2022-2027:

- 9 • Partner with communities and families to understand their needs and co-design authentic family
 10 engagement strategies.
- 11 • Launch a family-focused leadership and resource workgroup to center youth and family voices in
 12 *Best Starts* programming.
- 13 • Change the name of the strategy to reflect the shared vision for the funded programs.
 14

15

16 **Approximate Scope:** *Best Starts* anticipates serving up to 1,500 parents, children, and youth annually.
 17

17

Anticipated Timeline:

- 18 • Release new RFP for Positive Family Connections in Q3 2022.
 19

20

Stopping the School-To-Prison Pipeline (SSPP)**Funding Estimate:**

Year	2022	2023	2024	2025	2026	2027	Total
Amount	\$4,650,000	\$4,752,000	\$4,857,000	\$4,964,000	\$5,073,000	\$5,185,000	\$29,480,000

21

Description:

22 The SSPP strategy invests in direct service programs as an alternative to harmful punitive legal
 23 measures, and drives policy and systems change work to shift the current juvenile legal system. SSPP
 24 partners with community-based organizations to serve 12- to 24-year-old young people and their
 25 families most likely to be pushed into the criminal legal system or who are involved in the criminal legal
 26 system.
 27

28

Attachment A | *Best Starts for Kids* Implementation Plan: 2022-2027

1 SSPP-funded programming builds relationships, provides guidance, and connects young people to
 2 opportunities that advance community-defined economic and educational success for young people and
 3 their families from any school district in King County. Programming includes:

- 4 • **Employment and Economic Development** provides intentional guidance and connection to
 5 relevant resources related primarily to employment and education opportunities such as paid
 6 skills/job training and shadowing, paid internships, civic and business leadership development,
 7 career and land stewardship mentoring, and culturally reflective mental health and well-being
 8 supports.
- 9 • **Mall Safety** proactively builds caring and supportive relationships with young people on the
 10 Westfield Southcenter Mall premises, intervenes in situations on the mall premises where there
 11 is a risk of violence or law enforcement involvement, and connects youth with needed services.
- 12 • **Education Empowerment and Engagement** serves young people who have been suspended,
 13 expelled, and/or are designated truant, including students significantly behind in obtaining high
 14 school credits or being recommended for enrollment by case managers from DSHS, law
 15 enforcement, community youth development service providers, or school district personnel.
 16 Supports include working with students to engage in their academic success including earning
 17 their high school diploma. Services help students overcome barriers and achieve goals related to
 18 education success.

19
 20 **No Planned Refinements.**

21
 22 **Approximate Scope:** *Best Starts* anticipates serving 1,400 youth and young adults per year.

23
 24 **Anticipated Timeline:** Release RFP Q4 2021.

Transitions to Adulthood (formerly Youth Successfully Transitioning to Adulthood)

Funding Estimate:

Year	2022	2023	2024	2025	2026	2027	Total
Amount	\$4,735,000	\$4,839,000	\$4,946,000	\$5,054,000	\$5,166,000	\$5,279,000	\$30,019,000

25
 26 **Description**

27 The Transitions to Adulthood strategy helps young people who face major barriers to meet their
 28 education and employment goals. A team of peer connectors navigate young people to education and
 29 employment services such as high school completion programs, post-secondary education, behavioral
 30 health services, career exploration, internships, and employment services at the County's reengagement
 31 sites. Contracted partner agencies and direct services of DCHS' Children, Youth and Young Adults
 32 division (CYAD) provide these services for young adults, ages 16-24, who fall in at least one of the
 33 following categories:

- 34 • Young adults who have interacted with one or more systems, including behavioral health, child
 35 welfare, public assistance, and the criminal legal system;
- 36 • young adults experiencing homelessness;

Attachment A | *Best Starts for Kids* Implementation Plan: 2022-2027

- 1 • young adults who are not working or not in school; and
 2 • young adults belonging to one or more groups that experience historically low rates of
 3 graduating on time who are transitioning to post-secondary education (e.g., low-income youth,
 4 youth of color, youth with disabilities, and English Language Learners).

5
 6 **Rationale for Increased Investment**

7 Even prior to the pandemic, an increased investment was necessary to reach more young people with
 8 these services, and COVID-19 only exacerbated it. In a recent survey of young people on the impacts of
 9 COVID-19 conducted in partnership with Center for Community Education Results (CCER), respondents
 10 said they needed help in four areas: education, employment, mental health, and social connections.¹⁸⁶
 11 *Best Starts* will increase funding to ensure that young adults can participate in the economic recovery.
 12 Young people left out of the education and employment as schools went remote will provide more
 13 access to the education and employment system. Additionally, youth and young adults voiced needs for
 14 mental health promotion, including peer-to-peer models.

15
 16 Transitions to Adulthood is well poised to respond to all these needs, to provide the region's young
 17 people with the education and employment opportunities required to succeed in changing economic
 18 conditions. Post-secondary education is key to living wage jobs, but about 2,000 students,
 19 disproportionately low-income youth of color, drop out of school each year in King County.¹⁸⁷ Research by
 20 Washington STEM shows that by 2024, almost 90 percent of living wage jobs in the County will require
 21 some kind of post-secondary education.¹⁸⁸

22
 23 The Transitions to Adulthood investments in employment will leverage and complement the Puget
 24 Sound Taxpayer Accountability Act's (PSTAA) King County Promise strategy that is starting in 2021.¹⁸⁹
 25 King County Promise is a public-private partnership to increase equity in college access and success for
 26 historically underserved students in King County. King County Promise was developed and is supported
 27 by a diverse coalition of over 300 organizations and individuals. King County Promise expects to address
 28 longstanding barriers and fill capacity gaps by providing what students tell us they need to be successful:
 29 • Advising and navigation capacity in high schools, colleges, and community-based organizations
 30 to support historically underserved students and young people, under age 26 who are out of
 31 school, to get their college degree/credentials.
 32 • Alignment between King County's K-12 and college systems and eliminate barriers facing
 33 historically underserved students, to ensure equitable access to support and success in attaining
 34 degrees and credentials, through equitable systems improvement.

35
 36 **No Planned Refinements.**

37

¹⁸⁶ Road Map Project. [\[LINK\]](#)

¹⁸⁷ *Best Starts Implementation Plan*, 2016, pg. 78. [\[LINK\]](#)

¹⁸⁸ Washington STEM. [\[LINK\]](#)

¹⁸⁹ Puget Sound Taxpayer Accountability Implementation Plan [\[LINK\]](#)

Attachment A | *Best Starts for Kids* Implementation Plan: 2022-2027

1 **Approximate Scope:** *Best Starts* anticipates serving up to 1,000 youth and young adults annually.

2

3 **Anticipated Timeline:** Release RFP for new contracts in Q3 2022.

4

Child and Adolescent Immunizations (formerly Adolescent Immunizations)

Funding Estimate:

Year	2022	2023	2024	2025	2026	2027	Total
Amount	\$450,000	\$460,000	\$470,000	\$480,000	\$491,000	\$502,000	\$2,853,000

5

Description:

7 The Child and Adolescent Immunizations strategy focus on two key collaborations, the Washington Child Health Improvement Partnership (WACHIP),¹⁹⁰ and the pediatric improvement partnership (PIP)¹⁹¹ to impact vaccine delivery.^{192,193}

8

9 The strategy identifies impacts of systemic barriers to vaccine delivery, including breakdowns in the chain of vaccine supply, young people's access to health care, vaccine hesitancy, and the emergent and changing basic healthcare needs of the community. Programs gather regional collaboration of public and private partners (PIP), to implement quality improvement techniques for pediatric healthcare providers (WACHIP learning collaborative), and partner with youth peer health educators to implement health and vaccine education in their schools.

10

Planned Refinements in *Best Starts for Kids* 2022-2027:

- 19 • Include a new focus on engaging youth in South King County, where childhood vaccination rates are historically low and barriers to healthcare services historically high.¹⁹⁴
- 20 • Engage youth in program design and development and build on the Peer-to-Peer Youth Engagement and Education group to raise awareness about, and improve confidence in, adolescent health issues and all vaccinations.

21

22 **Approximate Scope:** *Best Starts* anticipates serving several clinics and reaching approximately 20,000 youth through quality improvement work.

23

24

25

26

27

¹⁹⁰ Includes both private and public health care providers, government agencies and CBOs.

¹⁹¹ Includes both private and public health care providers.

¹⁹² The WACHIP learning collaborative aims to improve coverage rates for HPV, Tdap and Meningococcal vaccines among King County adolescents.

¹⁹³ A PIP is a durable state or regional collaboration of public and private partners who work together to address systemic barriers to quality health care for children and adolescents, and who collaborate to advance quality improvement efforts within pediatric healthcare settings.

¹⁹⁴ King County School Immunization Records. [\[LINK\]](#)

Attachment A | *Best Starts for Kids* Implementation Plan: 2022-2027

1 **Anticipated Timeline:** Services will continue without disruption.

2

3 G. Youth and Family Homelessness Prevention (YFHPI)

Youth and Family Homelessness Prevention Initiative

Funding Estimate:

Year	2022	2023	2024	2025	2026	2027	Total
Amount	\$4,564,000	\$4,834,000	\$4,944,000	\$4,959,000	\$4,964,000	\$4,974,000	\$29,241,000

4

5 **Description:**

6 For low-income parents in King County, there are many challenges to maintaining a home and providing
7 the basic necessities for growing kids. King County is the most expensive county in Washington State
8 with the median rental price for a home at \$2,500 per month. With the added costs of food, utilities,
9 childcare, transportation, and schooling, the bills of low-income families quickly become
10 overwhelming.¹⁹⁵

11

12 The Youth and Family Homelessness Prevention Initiative (YFHPI) prevents youth and families with
13 children from becoming homeless by intervening quickly with landlords and housing providers to help
14 families maintain permanent housing. YFHPI is implemented through diverse community partners and
15 uses a progressive engagement model. In this model, families are offered increasing levels of assistance
16 while simultaneously encouraging and supporting them to address their own housing challenges. To
17 help families maintain long-term housing stability, YFHPI provides case management combined with
18 financial assistance where necessary.

19

20 From 2017 through 2020, YFHPI served 10,235 people comprised of 2,852 families and 699
21 unaccompanied youth.¹⁹⁶ Of the households that exited the program six months after the exit date, 96
22 percent remained housed without need for homeless services.¹⁹⁷

23

24 **Rationale for increased investment**

25 During *Best Starts*' 2022-2027 levy, YFHPI plans to support equitable pay for case managers. To achieve
26 this goal, *Best Starts* will increase the investment from the original levy's \$21 million. By providing for
27 equitable pay for case managers, Best Starts expects to positively impact workforce turnover and
28 improve service quality.

29

30 **Planned Refinements in *Best Starts for Kids* 2022-2027:**

¹⁹⁵ Lab for Economic Opportunities [\[LINK\]](#)

¹⁹⁶ King County Prevention Database, January 2021. [\[LINK\]](#)

¹⁹⁷ Ibid.

Attachment A | *Best Starts for Kids* Implementation Plan: 2022-2027

1 Support equitable payment standards across all YFPHI contractors by providing for equitable pay for all
 2 case managers supporting YFHPI families.

3

4 **Approximate Scope:** YFPHI will reach approximately 2,000 families per year.

5

6 **Anticipated Timeline:** RFP to be released by Q4 2021.

7

8 H. Communities of Opportunity

9

Communities of Opportunity

Funding Estimate:

Year	2022	2023	2024	2025	2026	2027	Total
Amount	\$7,340,000	\$7,501,000	\$7,667,000	\$7,835,000	\$8,008,000	\$8,184,000	\$46,534,000

10

11 **Strategy Description:**

12 King County and Seattle Foundation partnered to create Communities of Opportunity in 2014 to
 13 improve health, social, economic, and racial outcomes by focusing on places, policies, and system
 14 changes. COO has become a network of residents, communities, decision-makers, and funders who
 15 believe every community can be a healthy, thriving community and that equity and racial justice are
 16 both necessary and achievable. *Best Starts* understands that the conditions in communities play an
 17 important role in contributing to healthy, thriving children and families.

18

19 COO strengthens and builds capacity of stakeholders who are working at the intersection of health,
 20 housing, economic resiliency, and community connections. The theory of change is based on science and
 21 community input and reflects the COO approach. At the heart of COO are three, mutually reinforcing
 22 strategies:

- 23 • **Partnerships in place-based and cultural communities:** Supporting local solutions in
 24 community.
- 25 • **Policies and systems change:** Creating and sustaining equity through educating and advocating
 26 change.
- 27 • **Capacity building in community-based groups:** Testing innovative models in a learning
 28 community, while leveraging the power of collective knowledge to accelerate change.

29

30 COO works to secure additional funding sources to its program strategies; thus, it is important to retain
 31 flexibility in allocating amounts to the program areas. In addition, COO works in an adaptive model to
 32 develop community-centered innovations. Such adaptive work needs flexibility in investment areas as
 33 learning progresses, and as needs for specific types of investment may vary in a given year. Each
 34 program strategy below includes an estimated funding range, expressed as a percentage of the total

Attachment A | *Best Starts for Kids* Implementation Plan: 2022-2027

1 COO funding. COO Governance Group¹⁹⁸ will determine funding levels for these strategy areas over the
 2 life of the levy and ensure that the sum of percentages allocated to the three strategies equals 100
 3 percent of contract funding.
 4

Place-based and Cultural Community Partnerships

5 **Estimated Funding:** 45 percent to 50 percent of total COO funding.
 6

7 **Program Description:** *Best Starts'* COO funding will support coalitions and collaborative partnerships led
 8 by and for the communities they are representing. These partnerships will have a shared vision and
 9 implement projects that focus on the intersection of health, housing, economic opportunity, and
 10 community connections. Ultimately, the aim is to close gaps by race and by place. COO partnership work
 11 aligns with and complements COO's separately funded systems and policy change projects.
 12

13 COO will make multi-year funding commitments for partnerships that represent:

- 14 • **Cultural and identity-based communities** who are most adversely impacted by health, social,
 15 economic, and racial inequities. COO seeks to support solutions that positively impact
 16 conditions, particularly in Black, Indigenous, and other communities of color, and among people
 17 with low-incomes, immigrant and refugee communities, people living with disabilities, and
 18 nongender conforming communities.
- 19 • **Place-based communities** where there is a confluence of indicators pointing to the most
 20 disparate health and well-being outcomes in King County. Priority is given to communities
 21 ranking in the lowest *quintile for health and well-being*. These areas have the greatest
 22 opportunity to close the gaps that exist –based on COO composite index of health and well-
 23 being indicators.¹⁹⁹ This includes, isolated rural communities with significant disparities
 24 compared to areas in which they are located.
 25

26 **Approximate Scope:** *Best Starts* anticipates at least nine place-based and/or cultural-based community
 27 partnerships across King County will be supported over a five-year period, with multiple organizational
 28 partners within each partnership receiving support under this strategy.
 29

30 **Planned Refinements in *Best Starts for Kids* 2022-2027:**

- 31 • COO will focus resources on partnerships in communities with the lowest 20th percentile of
 32 composite index for health and well-being indicators for places; and for cultural and identity-
 33 based communities most adversely affected by inequities, using composite index scores as a
 34 guide.²⁰⁰

¹⁹⁸ Ordinance 18442. [[LINK](#)]

¹⁹⁹ COO index is a composite index combining 10 indicators of health and well-being (a composite scoring that is mapped by Census Tracts).

²⁰⁰ Ibid.

Attachment A | *Best Starts for Kids* Implementation Plan: 2022-2027

1
2 **Anticipated Timeline:** COO will release RFP to select partnerships for funding from 2023 through 2027
3 in Q3 2022.

4
5 **Systems and Policy Change**

6 **Estimated Funding:** 40 percent to 45 percent of total COO funding.

7 **Program Description:** COO will support community-led projects and campaigns to transform systems
8 and policies to decrease and prevent continued inequity in low-income communities and communities
9 of color in King County. This includes activities that lead to stronger community connections, economic
10 opportunity, better health, and access to housing. COO funded systems and policy change projects
11 should align with and complement COO place-based and cultural community partnership work. COO
12 centers the voices of Black, African American, Indigenous, other People of Color, and other historically
13 marginalized communities (e.g. LGBTQIA populations, people living with disabilities) in investments and
14 program decisions, and supports efforts to enact anti-racist, pro-equity public policies and practices that
15 promote comprehensive well-being for the entire community.

16
17 **Approximate Scope:** COO anticipates funding at least 15 organizations each funding cycle (after 3 years).

18
19 **Planned Refinements in *Best Starts for Kids* 2022-2027:**

20 COO will increase alignment with other *Best Starts* programs that are focused on systems, policy, and
21 environment change, especially the *Healthy and Safe Environments* team. COO and HSE teams will come
22 together for integrated strategic planning and program development.

23
24 **Anticipated Timeline:** COO release an RFP to select organizations for funding from 2023 through 2027 in
25 Q3 2022.

26
27 **Learning Community**

28 **Estimated Funding:** Minimum 10 percent and up to 15 percent of total COO funding.

29 **Program Description:** COO will support community stakeholders to engage in shared learning, and to
30 practice innovative solutions. Under the Learning Community model, COO provides resources to bring
31 people together across sectors, places, and projects to advance skills, knowledge, and strategies that
32 impact COO result areas. These resources also enable COO to be flexible and responsive to emerging
33 and evolving needs.²⁰¹ Program components include:

²⁰¹ COO's Learning Community responded to the public health crises of COVID-19 and systemic racism by making resources available to support emergent needs and opportunities. This included providing funding for technology grants to enable nonprofit staff to work effectively and safely during the pandemic, and for systems and policy grants designed to increase civic engagement for post-pandemic recovery and during a period of increased awareness for racial equity.

Attachment A | *Best Starts for Kids* Implementation Plan: 2022-2027

- 1 • **Capacity Building:** leadership development, organizational and partnership infrastructure, and
- 2 sustained civic capacity to actualize equity. Capacity building will be focused on funded partners
- 3 and other organizations/groups working on related and aligned efforts.
- 4 • **Innovation Funding:** community-based research, piloting and testing new ideas that contribute
- 5 to systems and policy change.

7 **Approximate Scope:** At least 750 individuals will receive capacity building support and/or participate in

8 Learning Community activities.

10 **Planned Refinements in *Best Starts for Kids* 2022-2027:**

- 11 • COO will combine program categories in this strategy which were previously segmented. This
- 12 change allows the program to be responsive and adaptive to community-identified needs.

14 **Anticipated Timeline:** Program operations are ongoing.

16 I. Capital Program

Capital Grants Program

Funding Estimate:

Year	2022	2023	2024	2025	2026	2027	Total
Amount	\$5,000,000	\$7,500,000	\$5,000,000	\$8,750,000	\$9,500,000	\$14,250,000	\$50,000,000

19 **Description and Approach:**

20 *Best Starts'* Capital Grants Program will provide contracts for building repairs, renovations and new

21 construction or expansion to improve access to high quality programs and services for low-income

22 children, youth, and families, with a priority for those serving Black, Indigenous, and People of Color

23 (BIPOC) communities. In addition, rural areas and or low-income areas with lack of access will be

24 prioritized. The program will focus on equitable community-driven development to ensure projects are

25 aligned with and serve communities' needs. Eligible projects may include, but are not limited to,

26 recreational, early learning, and child care facilities and housing for youth, young adults, and families.

27 Consistent with recommendations from the CYAB, funding will be prioritized for sites that are multi-use,

28 intergenerational, or include covered outdoor spaces. Priority will also be given for projects serving

29 communities that historically have limited or no access to facilities for such services and developments

30 that leverage other capital investments, including County PSTAA and affordable housing funds. All BSK-

31 supported buildings are expected to have culturally responsive child care and early learning services or

32 other programs for children and youth. Funded buildings and facilities are also expected to host

33 permanent low-cost or free programming for low-income households, consistent with

34 recommendations from the CYAB.

36 Capital grants funding will be offered on an annual basis through a competitive procurement process

37 informed by community engagement. As directed by Ordinance 19267, funding will be available for

Attachment A | *Best Starts for Kids* Implementation Plan: 2022-2027

1 capital projects when *Best Starts* levy revenues are anticipated above \$822 million according to King
 2 County Office of Economic and Financial Analysis forecasts.²⁰² DCHS fiscal staff will evaluate revenue
 3 forecasts annually to determine the amount of funding available for the upcoming year. If projections
 4 are less than \$872 million, then the Capital Grants Program will be reduced accordingly.
 5

6 **Rationale and Principles:**

7 The Capital Grants Program is expected to provide low-income families and communities of color with
 8 access to high quality educational or recreational programming for their children and youth year-round.
 9 The shortage of recreational, early learning and child care facilities and affordable housing for youth,
 10 young adults, and families has resulted from multiple factors. Among these are limited available and
 11 affordable real estate; limited capital for investment in facility repairs, improvements, and expansion;
 12 lack of predictable, sustainable revenue to support operations; and lack of expertise and capacity
 13 related to capital project development.²⁰³ *Best Starts'* capital investments are expected to be
 14 geographically dispersed throughout the County and will support youth programming serving
 15 communities that historically have limited or no access to facilities for such services. The siting of new
 16 facilities and buildings will be evaluated based on the proximity to other similar facilities and
 17 transportation accessibility.
 18

19 Community centers and recreational facilities provide youth with a safe place to go, with caring adults
 20 that offer stimulating expanded learning programs.²⁰⁴ It is estimated that 7.7 million children in the U.S.
 21 attend expanded learning programs.²⁰⁵ Research shows that expanded learning programs promote
 22 academic achievement, good health, well-being, and positive self-identity. Recreation centers play a
 23 critical role in promoting physical activities, health, and wellbeing. In many low-income communities,
 24 they are the only places youth have opportunities to be physically active.²⁰⁶ Recreational centers also
 25 connect youth to caring adults and activities through mentoring, social emotional learning, relationship
 26 building, and a variety of after school programs. Studies have shown that youth who have the supports
 27 they need to thrive, such as caring adults, community, and a sense of belonging are likely to have more
 28 positive outcomes.²⁰⁷
 29

30 COVID-19 has had a profound negative impact on youth and families, particularly in vulnerable and
 31 underserved communities. It has intensified existing socioeconomic challenges and has created new

²⁰² The Office of Economic and Financial Analysis [\[LINK\]](#)

²⁰³ ECEAP Facilities Needs Assessments Findings. [\[LINK\]](#)

²⁰⁴ After school programs keep kids safe, inspire them to learn, and give working parents peace of mind. They help children learn, grow, and reach their full potential, offering new learning opportunities that help students do better in school and in life. [\[LINK\]](#)

²⁰⁵ The Centers for Disease Control: Out of School Time Supports Student Health and Learning. [\[LINK\]](#)

²⁰⁶ McKenzie, T. L., Moody, J. S., Carlson, J. A., Lopez, N. V., & Elder, J. P. (2013). Neighborhood Income Matters: Disparities in Community Recreation Facilities, Amenities, and Programs. *Journal of park and recreation administration*, 31(4), 12–22. [\[LINK\]](#)

²⁰⁷The Rationale for Recreation Services for Youth: An Evidenced Based Approach [\[LINK\]](#)

Attachment A | *Best Starts for Kids* Implementation Plan: 2022-2027

1 obstacles. Recreational centers have played a critical role during the pandemic for children and youth
 2 confronted with food insecurity; disruption of daily routines, academics and physical activities; and
 3 challenges with mental health and social isolation.²⁰⁸ Many community centers were able to stay open
 4 virtually or during scheduled in-person times to deliver needed services to children, youth and
 5 communities. Center programs took on the roles of both caregiving and educating, as youth transitioned
 6 to online learning.²⁰⁹ Other facilities have had to close their doors due to financial instability during the
 7 pandemic. Capital funding through *Best Starts* will increase access to critical services and programs
 8 needed especially for vulnerable and underserved children, youth, and families during the recovery
 9 phase of the pandemic, and beyond.

10
 11 *Best Starts* will aim to align these capital investments with other *Best Starts* programmatic strategies
 12 including Communities of Opportunities investments, early learning facility capital funding as directed by
 13 the Puget Sound Taxpayer Accountability Act (PSTAA) Implementation Plan,²¹⁰ and other affordable
 14 housing investments.²¹¹ *Best Starts* anticipates filling funding gaps when other traditional low-cost public
 15 capital resources are not available. This is likely to be especially applicable for non-housing facility-based
 16 uses that support low income households with children and youth.

17 **Prioritization of Funding by Project Type:**

18 An overarching goal of *Best Starts*' capital program is to support equitable community-driven
 19 development. Capital projects should align with communities' vision of how to address the lack of access
 20 to multi-use facilities among low-income children, youth and families, and BIPOC communities. A County
 21 Equitable Development Initiative (EDI), mirroring Seattle's EDI program,²¹² would extend beyond the
 22 scope of this grant fund. However, if King County elects to implement an equitable development
 23 initiative (EDI) in the future, *Best Starts*' capital grants program investments would be informed by and
 24 made collaboratively with a County EDI program.

25
 26
 27 Priorities were established based upon initial community feedback and Children and Youth Advisory
 28 Board recommendations and were designed to complement programs such as PSTAA and existing
 29 housing and community development work based in the Department of Community and Human
 30 Services.²¹³ The priority categories outlined below may be re-evaluated based on future community
 31 engagement.

- 32 • **Priority 1:** New construction or renovation of existing property to provide for new community or
 33 recreational centers which prioritize serving low-income BIPOC children, youth and families
 34 lacking access to similar facilities. *Best Starts* will provide capital planning grants of up to

²⁰⁸ Impact of the COVID-19 Pandemic on Children, Youth and Families IMPROVING CARE. CHANGING LIVES. Evidence-Based Policy Institute, September 2020. [\[LINK\]](#)

²⁰⁹ Benefits for Youth, Families, & Communities | Youth.gov. [\[LINK\]](#)

²¹⁰ PSTAA Implementation Plan [\[LINK\]](#), approved by Motion 15673 in 2020, [\[LINK\]](#)

²¹¹ King County Housing Finance Program. [\[LINK\]](#)

²¹² Seattle Equitable Development Initiative. [\[LINK\]](#)

²¹³ King County Housing, Homelessness, and Community Development Division. [\[LINK\]](#)

Attachment A | *Best Starts for Kids* Implementation Plan: 2022-2027

- 1 \$100,000 for Priority 1 projects. The capital grant funds awarded under Priority 1 are expected
2 not to exceed \$5 million for any single project over the life of the levy.
- 3 • Priority 2: Renovations and repairs to existing multi-use community centers, early learning
4 centers, child care or recreational facilities to address critical health and safety issues. The
5 capital grant funds awarded under Priority 2 are expected not to exceed \$500,000 for any single
6 facility over the life of the levy.
 - 7 • Priority 3: Expand child care and early learning facilities to increase capacity for multipurpose
8 uses, and complement the Early Learning Facilities funding under the PSTAA Implementation
9 Plan to increase capacity for multipurpose uses.²¹⁴ The capital grant funds awarded under
10 Priority 3 are expected not to exceed \$1 million for any single facility over the life of the levy.
 - 11 • Priority 4: Creation of affordable family or youth housing that includes a child care or youth
12 development component on site. The capital grant funds awarded under Priority 4 are expected
13 not to exceed \$5 million for any single project over the life of the levy.

14

15 It is expected that no single project or facility shall receive more than \$5 million in total capital grant
16 funds.

17

18 All funds will be invested in the form of a recoverable grant, where there is no expectation of repayment
19 unless the conditions of the performance term for use is not met. Funds may be recoverable if there is a
20 change of use, violation of the contract terms, or a sale of the building or facility. Exceptions can be
21 made if a loan structure is required to leverage other financing, such as tax credits. Such determinations
22 will be made on a case-by-case basis.

23

24 **Timeline and Allocations:**

25 Expenditures through this capital program would be made possible through the realization of excess
26 revenue forecasted over the levy term, not to exceed \$50 million. Since forecasts can change
27 substantially over the course of the levy term, there is inherent risk to other *Best Starts* programming in
28 allocating too much capital funding too soon. To mitigate that possibility, the allocation of funds to
29 support capital projects will fluctuate over the levy term. *Best Starts* will maintain a funding reserve and
30 monitor revenue forecasts over several years to ensure that all *Best Starts* investment areas continue to
31 be funded at the levels required by Ordinance 19267, avoiding the need to reduce funding to
32 accommodate any grant commitments.^{215,216}

33

34 **Estimated Annual Spending Plan:**

35 Each year, capital grant funds will be offered through a competitive procurement process not to exceed
36 the estimated annual amount shown in Table 12. That amount will be based on revenue projections to
37 ensure compliance. In 2022 and 2023, the annual estimated allocation will be made available only for
38 Priority 1 and 2 projects, specifically new construction or renovation of existing property for new

²¹⁴ Ibid.

²¹⁵ See [Appendix I](#), Procurement and Fiscal Policies.

²¹⁶ Ordinance 19267. [\[LINK\]](#)

Attachment A | *Best Starts for Kids* Implementation Plan: 2022-2027

1 community or recreational centers in locations where there are limited to no similar facilities available,
 2 and existing facility/building repairs and renovations to address critical health and safety issues. This
 3 phased approach will make it possible for new and improved facilities to host *Best Starts* programs
 4 earlier in *Best Starts*' 2022-2027 levy.

5
 6 *Table 12: Estimated Annual Capital Grants Program Spending Plan*

Expected Capital Project Contributions (in millions)	
2022	\$5M
2023	\$7.5M
2024	\$5M
2025	\$8.75M
2026	\$9.5M
2027	\$14.25M
2022-2027 TOTAL:	\$50M

7
 8
 9
 10

J. Technical Assistance and Capacity Building

Technical Assistance and Capacity Building

Funding Estimate:

Year	2022	2023	2024	2025	2026	2027	Total
Amount	\$1,850,000	\$1,900,000	\$2,000,000	\$2,000,000	\$2,000,000	\$2,000,000	\$11,750,000

11
 12
 13
 14
 15
 16
 17
 18
 19
 20
 21
 22
 23
 24

Description:

Best Starts strives to partner with organizations that serve, and are led by, their own communities. Community-led organizations are best positioned to design programs that will have positive impacts on the children, youth, and families in their communities. *Best Starts* recognizes that many organizations, and the communities they serve, have historically experienced barriers to accessing funding opportunities from government agencies such as King County. To address this, *Best Starts* provides technical assistance to remove linguistic, cultural, and procedural barriers that might prevent qualified organizations from seeking *Best Starts* funding.

Best Starts Technical Assistance (TA) offers all applicants culturally responsive assistance on proposal development and responses to RFP opportunities. *Best Starts* recruits and retains TA providers that represent a wide range of skills, expertise, and language abilities. They help applicants determine whether programs are an appropriate fit for *Best Starts* RFPs, help applicants navigate the proposal

Attachment A | *Best Starts for Kids* Implementation Plan: 2022-2027

1 process, review drafts, refine budgets, and support applicants to authentically share their stories of
2 success and impact.

3
4 *Best Starts* Capacity Building Support (CB) offers provision and co-creation of information, tools,
5 resources to strengthen the infrastructure of *Best Starts*-awarded organizations, and opportunities for
6 areas with service gaps to build capacity. *Best Starts* matches organizations with capacity building
7 consultants (“capacity builders”) according to their needs. Capacity builders offer individualized,
8 responsive coaching and training to support organizations’ capabilities. Areas of support include
9 financial management, human resources, data and evaluation, IT, marketing, board governance, equity
10 and social justice, legal services, and organizational development. *Best Starts* also offers small grants
11 that make fiscal, evaluation and programmatic systems of *Best Starts*-awarded organizations stronger by
12 securing resources such as IT equipment, databases, and software.

13
14 **Planned Refinements in *Best Starts for Kids* 2022-2027:**

15 *Best Starts* will include additional capacity building supports to support community-based coalitions to
16 identify needs in areas of King County that currently do not have infrastructure to provide services to
17 their residents. Per Ordinance 19267, this includes \$1 million per year for capacity building grants that
18 provide support to grantees to assist with the development of organizations in geographic locations
19 lacking services or service infrastructure.²¹⁷ To achieve this, *Best Starts* plans to:

- 20 • Use data to identify communities lacking services or service infrastructure.
- 21 • Partner with communities identified as lacking services or service infrastructure using data to
22 inform decisions.
- 23 • Partner with local coalitions in identified communities to plan for enhanced capacity.
- 24 • Complete outreach to areas identified as lacking infrastructure and services to best understand
25 needs.

26
27 **Rationale for Increased Investment:** Technical assistance and capacity building programming within the
28 first *Best Starts* levy was innovative for a public initiative. Increasing funding will allow the addition of a
29 new type of capacity building: to create new organizations where there are currently none serving a
30 need, or to help organizations grow to serve a previously underserved area. Through surveys, listening
31 sessions, and other forms of feedback, *Best Starts* staff learned that partners highly value this support
32 for community-based organizations (CBOs).²¹⁸ Technical assistance provided during the first *Best Starts*
33 levy improved access to funding opportunities for CBOs. An assessment of *Best Starts* TA found that 40
34 percent of organizations that received TA had never applied for King County funding. In addition, 62
35 percent of organizations that used technical assistance were awarded funding for at least one proposal,
36 compared to 53 percent for organizations that did not receive technical assistance.²¹⁹

37
38 **Anticipated Timeline:**

²¹⁷ Ordinance 19267. [\[LINK\]](#)

²¹⁸ *Best Starts* Evaluation Dashboard [\[LINK\]](#)

²¹⁹ Evaluation Report for *Best Starts for Kids* Technical Assistance. [\[LINK\]](#)

Attachment A | *Best Starts for Kids* Implementation Plan: 2022-2027

- 1 • Release an RFQ in Q4 2021 to identify contractors for provision of technical assistance and
2 capacity building, including contractors with a new area of expertise in standing up new
3 organizations, to ensure these services are available at the start of 2022.
- 4 • Offer small awards directly to *Best Starts*-funded organizations at least twice over the course of
5 the 2022-2027 *Best Starts* levy, anticipated for 2023 and 2025.

6 K. Data and Evaluation

7
8 **Measuring *Best Starts* Strategy and Program Performance**

9 This section presents the overarching principles and approaches that will guide the evaluation and
10 performance measurement of the renewed *Best Starts for Kids* levy. The *Best Starts* Evaluation and
11 Performance Measurement Framework for 2022-2027 continues and builds on the levy's existing
12 evaluation and performance measurement framework.²²⁰

13
14 **Data and Evaluation****Funding Estimate:**

Year	2022	2023	2024	2025	2026	2027	Total
Amount	\$4,590,000	\$4,691,000	\$4,794,000	\$4,900,000	\$5,007,000	\$5,118,000	\$29,100,000

15 *Best Starts* evaluation investments funds a team of highly technical and skilled staff, the development
16 and maintenance of robust data systems, and partnerships with external evaluators with deep expertise.
17 With this investment, *Best Starts* will continue to develop insight that enables providers, communities,
18 and policymakers to make more data-informed decisions and engage in continuous quality
19 improvement. This includes data collection and reporting assistance for providers to increase the
20 capacity of community-based organizations to collect data, conduct evaluation and make data-informed
21 decisions.

22
23 **Engagement with Key Stakeholders**

24 *Best Starts* data and evaluation staff work closely with an Evaluation Advisory Group, comprised of
25 Children and Youth Advisory Board members and *Best Starts* partners and stakeholders. COO evaluation
26 activities have and will continue to be guided by the existing COO Evaluation Advisory Group.
27 Community engagement to inform the updates to the *Best Starts* evaluation framework highlighted the
28 approach's many strengths.²²¹ *Best Starts* staff intend to refine the approaches in areas requested by
29 communities: expanding data and evaluation partnerships, especially between community partners and
30 school districts; expanding technical assistance and capacity building supports for data collection,
31 reporting, and evaluation; improving communication of *Best Starts* data and evaluation findings and
32 impacts; and streamlining reporting across strategies.

²²⁰ *Best Starts* Evaluation and Performance Measurement Plan, Motion 14979. [\[LINK\]](#)

²²¹ The community engagement process is described in Section III.E and Appendix J. [\[LINK\]](#)

Attachment A | *Best Starts for Kids* Implementation Plan: 2022-2027**1 Evaluation Principles and Continued Commitment to Equitable Evaluation**

2 The *Best Starts* evaluation approach to date has centered equity throughout the process, guided by the
 3 CYAB equity statement,²²² the COO grounding principles,²²³ and principles from the American Evaluation
 4 Association.²²⁴ Evaluators collaborated with funded partners to develop strategy- or program-specific
 5 evaluation plans and reflect on measures of their work. *Best Starts* data collection practices prioritized
 6 culturally relevant measurement tools, incorporated both quantitative and qualitative data, and
 7 expanded demographic data collection categories such as race to be more reflective of community.
 8 Evaluators ensured data were shared back with community for context and reflection.

9
 10 *Best Starts* intends to continue these activities and deepen its commitment to the principles of equitable
 11 evaluation and decolonizing data.^{225, 226} Data, even those that are expressed in numbers, define a
 12 narrative about the community or communities from which the data were collected, which is then used
 13 to guide policy decisions and resource distribution.

14
 15 Historically, data have often been collected and presented in a way that perpetuates the narrative of
 16 poverty and need, painting a portrait of disparity and deficit.²²⁷ Instead, data should present a complete
 17 story which acknowledges systemic barriers and includes strengths, resilience, and stamina within
 18 communities. Decolonizing data means recognizing the expertise and power of BIPOC communities to
 19 set their own narrative. Further, it means not erasing communities that have been historically labeled
 20 “statistically insignificant” and therefore not included in data reporting, most often small populations
 21 (e.g. Indigenous communities, Pacific Islanders, and Asian American subgroups).

22
 23 *Best Starts* intends to expand the ways in which BIPOC communities are visible in data and are involved
 24 in decisions about what data are gathered and how it is interpreted. This may include expanding the
 25 ways the initiative disaggregates data by race and ethnicity, developing new methods for data
 26 collection, continuing to value and report on numbers and stories, and increasing opportunities for
 27 community reflection and feedback on data analysis.

28
 29 ***Best Starts* Evaluation Framework**
 30 Evaluation and performance measurement will inform strategic learning and accountability. Strategic
 31 learning is using data to inform ongoing work and to understand which strategies are effective and

²²² Children and Youth Advisory Board. Statement on Equity. [\[LINK\]](#)

²²³ Communities of Opportunity. Governance Grounding. [\[LINK\]](#)

²²⁴ Principles include: systemic inquiry, integrity, respect for people, and common good. American Evaluation Association Guiding Principles. [\[LINK\]](#)

²²⁵ WestEd for the Annie E. Casey Foundation. Reflections on Applying Principles of Equitable Evaluation. [\[LINK\]](#)

²²⁶ Decolonizing data means that the community itself determines the data that is collected, the interpretation, and the decision making based on the data. [\[LINK\]](#)

²²⁷ Montana Budget and Policy Center. [\[LINK\]](#)

Attachment A | *Best Starts for Kids* Implementation Plan: 2022-2027

1 why.²²⁸ Accountability is holding contracted partners responsible for the activities they are funded to do
2 and to determine whether or to what degree the work contributed to *Best Starts* results.

3 *Best Starts*' scale and complexity requires an approach that encompasses a range of measurement
4 techniques. *Best Starts* begins with Results Based Accountability (RBA), a method for assessing the
5 results of *Best Starts* strategies, and supplements those learnings with additional evaluation activities.²²⁹

6 The resulting framework includes:

- 7 • **Population Indicators:** *Best Starts* uses population level-measures to identify needs, understand
8 baseline conditions, and track trends. *Best Starts* strategies intend to contribute to population-
9 level results in the long term, while also understanding that the whole community across
10 multiple sectors is responsible for county-wide conditions, and many additional factors influence
11 these outcomes. To the extent possible, *Best Starts*' population analyses will examine whether
12 levy investments have a direct or causal impact on population-level indicators. Once available
13 and no later than 2027, *Best Starts* will report on the results of these long-term analyses.
- 14 • **Performance Measurement:** Performance measures are regular measurement of program
15 outcomes to assess how well an investment or strategy is working. *Best Starts* is accountable for
16 performance of the levy's strategies.
- 17 • **In-Depth Evaluation:** Additional evaluation activities will complement performance
18 measurement to deepen learnings in some program areas. This may include piloting new
19 programs, developing new evaluation tools, and identifying areas for new or deeper community
20 supports. The county will contract with a third-party, independent organization or organizations
21 to assess selected levy investments and their effectiveness in achieving stated goals and
22 intended outcomes.

23 **Population Indicators**

24 *Best Starts*' population analyses will continue to utilize high quality, population-based surveys and
25 quantitative data disaggregated by demographic characteristics (such as by age, race, ethnicity, place,
26 socioeconomic status, and gender, where data are available), as well as qualitative data.²³⁰ These
27 indicators include infant mortality, kindergarten readiness, or high school graduation for King County
28 residents.
29

30
31 For a list of population-level Headline and Secondary Indicators, see Appendix E.²³¹
32

²²⁸ Center for Evaluation Innovation. Evaluation for Strategic Learning: Assessing Readiness and Results. [\[LINK\]](#)

²²⁹ Clear Impact. What is Results Based Accountability? [\[LINK\]](#)

²³⁰ Best Starts for Kids Evaluation and Performance Measurement Plan, Motion 14979. [\[LINK\]](#)

²³¹ Applying the Results Based Accountability evaluation framework (see Section IV.K), *Best Starts* uses these county-wide, population level headline and secondary indicators in Appendix E to identify needs, understand baseline conditions, and track trends.

Attachment A | *Best Starts for Kids* Implementation Plan: 2022-2027

1 King County will continue to implement the nationally award-winning *Best Starts* Health Survey to fill
 2 gaps in population data.²³² While there are existing data sources for children around the time of birth,²³³
 3 and in middle and high school,²³⁴ there are no existing population-level data sources for toddlers,
 4 preschoolers, and elementary-aged children. Prior to *Best Starts*, very little was known about their
 5 health status, risk factors, resiliency, family/community supports or child care arrangements. *Best Starts*
 6 Health Survey questions cover demographics, overall health, child and family resiliency, breastfeeding,
 7 use of preventive health care services, experience with health care providers, child development,
 8 physical activity and obesity, child care arrangements, and family and community supports. These are
 9 the very child and youth wellness factors that *Best Starts* is working to strengthen.

10
 11 Additionally, to the extent possible, *Best Starts*' population analyses and related reporting will examine
 12 data from areas within or outside of the county, or both, where comparable levy-funded grants,
 13 programs and services have not been made to help understand the magnitude of impact of *Best Starts*'
 14 investments on population-level indicators, including whether there is a statistically significant
 15 difference in trends.

17 **Performance Measurement**

18 *Best Starts* will measure performance of individual programs or strategies to assess how the program is
 19 being implemented and whether it is successfully driving positive outcomes for participating children,
 20 youth, and families. As appropriate, programs will measure each of the three domains defined by RBA:

- 21 1. **How much did we do?**
- 22 2. **How well did we do it?**
- 23 3. **Is anyone better off?**

24
 25 Performance measures will vary across programs by population served, duration of services, type of
 26 activity, and duration of funding, and may be either quantitative or qualitative. While some program
 27 models will require flexibility in the RBA framework, like basic goods distribution or systems-level
 28 programs that do not involve individual enrollment, measures will be regularly reported by all
 29 contracted partners across all strategies and programs. The timeline for developing and reporting
 30 measures will be distinct for each program and will depend on when the program is fully operational,
 31 the duration of enrollment or services, and the time needed for data collection.

32
 33 Proposed performance measures for each investment area will be included in RFPs. Final program-
 34 specific performance measures and data collection methods will be developed in partnership with
 35 funded entities.²³⁵ This approach will strengthen partnerships between King County and *Best Starts*

²³² *Best Starts for Kids* Health Survey Recognized with National Equity Award. [\[LINK\]](#)

²³³ Washington State Department of Health, Birth Certificate and Infant Mortality data; Pregnancy Risk Assessment Monitoring System.

²³⁴ Washington State Healthy Youth Survey; Office of the Superintendent of Public Instruction; US Census Bureau, American Community Survey.

²³⁵ See [Appendix K](#) for an example of an evaluation plan from *Best Starts for Kids* 2016-2021. [\[LINK\]](#)

Attachment A | *Best Starts for Kids* Implementation Plan: 2022-2027

1 grantees and will ensure that *Best Starts* measurement reflects programs' and communities' definitions
 2 of progress. Example performance measures are shown in Table 13 below.

3

4 *Table 13: Performance Measurement Examples*

How much did we do?	How well did we do it?	Is anyone better off?
Number of youth enrolled	Percent of children with service start within 30 days	Percent of youth who gain employment
Number of basic needs resources distributed	Percent of parents/caregivers who report that they were treated with respect by staff	Percent of families with increased knowledge of parenting and child development

5

6 *Best Starts'* performance measurement analyses will also solicit feedback from grantees and levy-funded
 7 service providers regarding recommendations for achieving improvements in services delivery and
 8 strategy-level outcomes. Feedback received will be included in the annual reporting for the levy,
 9 beginning with the annual report for calendar year 2022.

10

11 **In-Depth Evaluation**

12 *Best Starts'* 2022-2027 levy includes a number of programs that already have an existing, rigorous
 13 evidence basis.²³⁶ For this subset of existing programs, where the causal connection between the
 14 program and expected results has already been demonstrated, evaluation will measure the quantity and
 15 impacts of *Best Starts*-funded services.

16

17 For certain strategies where *Best Starts* is investing in novel programs or adapting previously proven
 18 programs, *Best Starts* evaluation will use rigorous qualitative and quantitative data to inform program
 19 decision-making, and ensure that the program is functioning as intended. Examples of rigorous
 20 evaluation may include case control or quasi-experimental designs that include resource intensive data
 21 collection.

22

23 Consistent with Ordinance 19267,²³⁷ *Best Starts* will measure performance for and evaluate a youth and
 24 family homelessness prevention initiative, a King County child care subsidy program, a child care
 25 workforce demonstration project, and technical assistance and capacity building activities. In addition,
 26 *Best Starts* plans to prioritize a subset of two or three projects for in-depth, rigorous evaluation. In
 27 partnership with the Evaluation Advisory Group, *Best Starts* has identified the following criteria for
 28 selecting priority areas for evaluation:

29

- **High interest from stakeholders:** King County Council, community-based organizations, grantees, Evaluation Advisory Group, Children and Youth Advisory Board, or Communities of Opportunity Advisory Board, as applicable.

30

31

²³⁶ See sections VI E. and F of this report and *Best Starts for Kids Implementation Plan*, Ordinance 18373. [\[LINK\]](#)

²³⁷ Ordinance 19267. [\[LINK\]](#)

Attachment A | *Best Starts for Kids* Implementation Plan: 2022-2027

- 1 • **High potential to improve equity** by serving large proportions of communities most in need
- 2 • **High potential to see short-term changes in indicators.** Likely to quickly see changes in
- 3 indicators of individual or system well-being.
- 4 • **Novel implementation.** Implementing an existing program in new settings or populations.
- 5 • **Provide new evidence.** New or existing programs that can fill a gap in the scientific evidence
- 6 base.
- 7 • **High quality data.** Sustainable sources of data to be able to track changes over time.

8

9 The county will contract with a third-party, independent organization or organizations to assess selected
 10 levy investments and their effectiveness in achieving stated goals and intended outcomes. The design of
 11 these evaluations will be based on what is appropriate for the program's stage of implementation, and
 12 the existing evidence base for effectiveness of the selected program models. Options include:

- 13 • **Developmental evaluation** to support innovation and decision-making for a new program.
- 14 • **Process evaluation** to support program implementation and improvements.
- 15 • **Outcomes evaluation** to demonstrate whether the program is leading to the desired results. For
 16 some programs, this may include ascertaining causality by comparing intervention results with a
 17 statistically valid control group.²³⁸

18

19 The timeline for completing in-depth evaluations will be distinct for each program and will depend on
 20 when baseline data are available, the point at which a sufficient number of individuals have reached the
 21 outcome to generate a statistically reliable result, and the time needed for data collection, analyses and
 22 interpretation of data. Annual reporting for the levy will include the evaluation findings, including when
 23 appropriate an assessment of the program's effectiveness in achieving stated goals and intended
 24 outcomes.

25

26 ***Best Starts Annual Report on Levy Expenditures, Services, and Outcomes (Best Starts Annual Reports)***

27 The Executive will provide the *Best Starts Annual Report on Levy Expenditures, Services, and Outcomes*
 28 (*Best Starts Annual Report*) no later than July 15 each year.²³⁹ The first report, to be provided by July 15,
 29 2023, will report on data from calendar year 2022. Subsequent annual reports will continue to be
 30 provided by July 15 of each year until July 15, 2028. Each report will focus on data from the prior
 31 calendar year. The annual report will be delivered digitally, with a notification letter transmitted to the
 32 King County Council when the report is ready for review. Detailed performance measures are
 33 anticipated to be available online through interactive dashboards²⁴⁰ that provide transparency by
 34 making timely data available and easier to explore. These *Best Starts Annual Reports* will provide data
 35 for Investing Early, Sustain the Gain, COO, YFHPI, child care, and technical assistance strategies, and the
 36 capital grants program. As required by Ordinance 19267, the reports will include:²⁴¹

- 37 • Annual information on levy expenditures, services and outcomes;

²³⁸ King County Veterans and Human Services Levy Evaluation Framework. [[LINK](#)]

²³⁹ Ordinance 19267. [[LINK](#)]

²⁴⁰ For example, see *Best Starts for Kids Impact* [[LINK](#)].

²⁴¹ Ordinance 19267. [[LINK](#)]

Attachment A | *Best Starts for Kids* Implementation Plan: 2022-2027

- 1 • Total expenditures of levy proceeds by program area by ZIP Code in King County, with partial
2 data to be available in the report completed in 2024 and additional data available in each
3 subsequent report;
- 4 • The number of individuals receiving levy-funded services by program area by ZIP Code of where
5 the individuals reside at the time of service, with partial data to be available in the first annual
6 report in 2023 and additional data available in each subsequent report.

7
8 Annual reporting for the levy will also describe any changes made to strategy-level investments during
9 the reporting period in order to best utilize levy resources, as well as indicate whether strategy-level
10 investments are expected to change for the subsequent reporting period or remain the same.

11
12 The Children and Youth Advisory Board and the Communities of Opportunity Advisory Board will consult
13 on, and review, the respective portion of annual reports on *Best Starts* programming for which they
14 have been charged with oversight.

15
16 Additionally, no later than 2027, *Best Starts* will report on the levy's performance and outcomes in
17 conjunction with the performance and outcomes for the Mental Illness and Drug Dependency
18 Behavioral Health Sales Tax Fund (MIDD) and Veterans, Seniors and Human Services Levy (VSHSL),
19 including whether the investments from these programs are achieving desired county population-level
20 results or impacts monitored as part of the consolidated reporting dashboard for DCHS-administered
21 human services.

22
23 **ZIP Code Reporting Methodology and Timeline**

24 *Best Starts* has reported ZIP Code of client residence for many strategies to date. During the 2022-2027
25 levy, it will expand this reporting to include client residence by ZIP Code for additional strategies, as well
26 as expenditures by ZIP Code by strategy.²⁴² ZIP Code data will be reported using maps or other
27 visualizations to aid interpretation of the data.

28
29 To expand ZIP Code reporting, *Best Starts* will work throughout 2022 to develop and pilot new data
30 collection processes, many of which may rely on providers to report additional data to the County.
31 Strategies that are not currently reporting client residence by ZIP Code will assess the barriers to doing
32 so. They will determine whether additional data collection is feasible for the program model, and what
33 investment is required to support it, such as technical assistance for grantees to make changes to
34 program databases. This work will enable additional providers to begin collecting ZIP Code data by the
35 start of 2023. As a result, *Best Starts* will continue to report client residence by ZIP Code for the
36 strategies already doing so in the 2022 Annual Report and will expand the number of strategies
37 reporting this information by the 2023 Annual Report, which will be transmitted to Council in July 2024.
38 All reporting by ZIP Code will continue to abide by privacy and confidentiality guidelines to ensure
39 individuals cannot be identified.

40

²⁴² Referred to in Ordinance 19267 as “program area.” [\[LINK\]](#)

Attachment A | *Best Starts for Kids* Implementation Plan: 2022-2027

1 *Best Starts* will also develop and pilot a methodology beginning in 2022 for reporting program
 2 expenditures by ZIP Code based on available data or modeling. This methodology will need to account
 3 for expenditures for programs that are provided virtually, programs that do not operate from a single
 4 service location like home-based services, and systems-change work that has impacts in communities
 5 larger than a single ZIP Code. *Best Starts* intends to report expenditures by ZIP Code by strategy for all
 6 programs that operate from a fixed brick-and-mortar location by the 2023 Annual Report, which will be
 7 completed in July 2024. *Best Starts* expects to expand reporting of expenditures by ZIP Code to
 8 additional program types by the 2024 Annual Report, which will be completed in July 2025.

9

10 Collection of client ZIP Code data may continue to be limited for some programs, including but not
 11 limited to those that are mobile or that serve individuals that are unhoused, refugees, experiencing
 12 domestic violence, or participating in drop-in programs. ZIP Code data collection may also not be
 13 appropriate for programs not included in client counts, including those that focus on system and policy
 14 changes or workforce development. Collection may also not be possible for programs that are required
 15 to use an existing data system that *Best Starts* cannot revise, or when a legal framework prevents the
 16 sharing of these data. *Best Starts* will ground all client reporting requirements for grantees in the
 17 principle that data collection should never be a barrier to youth and families accessing necessary
 18 services, even as the initiative aims to maximize geographic transparency as directed by Ordinance
 19 19267.

20

21 L. Procurement, Equity and Partnership Work

22

23 *Best Starts* will continue to lead with equity when procuring funding and contracting with partners.
 24 Funds will be appropriated in accordance with Ordinance 19267²⁴³ for each of the strategy areas. The
 25 majority of funds allocated to the community will require competitive bids through an RFP, RFA, or RFQ
 26 process.²⁴⁴ Responding to community feedback, *Best Starts* will continue to refine the procurement
 27 process to best serve community partners. *Best Starts* is working with community partners to identify
 28 refinements through a Community-Focused Grant Making workgroup so refinements can be made by
 29 January 2022. *Best Starts* will continue to include community members in work groups and on review
 30 panels and require a bias-awareness workshop for all application reviews. Throughout the 2022-2027
 31 levy, *Best Starts'* procurement process will also feature ongoing continuous quality improvement.

32

33 Organizations that secure *Best Starts* awards will contract with the County for up to three years, with a
 34 possible option to extend if they are in good standing. *Best Starts* will continue to ensure better access
 35 to available funds through supports like free technical assistance²⁴⁵ in the application process. *Best*
 36 *Starts* will announce funding opportunities through varied venues including trusted messengers in

²⁴³ Ordinance 19267. [\[LINK\]](#)

²⁴⁴ Request for Proposal or Request for Application. RFPs and RFAs are solicitation notifications to apply for funding.

²⁴⁵ Full description of technical assistance. [\[LINK\]](#).

Attachment A | *Best Starts for Kids* Implementation Plan: 2022-2027

1 specific communities, social media, information sessions in diverse geographical locations, and online, as
 2 well as traditional sources through the county.

3
 4 Community feedback identified the need for more alignment in contracting requirements from the two
 5 King County departments that distribute *Best Starts* funding.²⁴⁶ The goal is to move toward one template
 6 for RFPs, one platform to apply for funds online, one invoice template to make it easier for funded
 7 organizations. Capacity building will remain available to ensure organizations have the necessary
 8 information and are prepared to contract with the County.²⁴⁷ These improvements, originating from
 9 community feedback, will strengthen the partnership between the community and County government.

10
 11 While particular *Best Starts* RFPs may have unique eligibility requirements depending on the framework
 12 and results of that particular investment, the procurement and contracting processes described above
 13 will ensure overall that residents throughout King County and in any city in King County can access levy-
 14 funded strategies regardless of availability of similar services and programs provided by their city or in
 15 their community.

16
 17 For a full list of fiscal and procurement policies, see Appendix I.

18
 19 **Investment Flexibility**

20 During the COVID-19 pandemic in 2020 and 2021, *Best Starts* worked with partners to revise scopes of
 21 work within contracts to enable community agencies to be more flexible to meet the needs of families.
 22 For example, organizations shifted funding to provide virtual programming, basic needs, and purchase
 23 personal protective equipment. Through the community conversations held in October and November
 24 2020 *Best Starts* partners expressed that the flexible funding during the COVID-19 pandemic was
 25 essential for them to survive unprecedented times.^{248,249} Therefore, *Best Starts* intends to continue that
 26 type of flexibility as communities rebuild from the pandemic in the coming years.

27
 28 Even prior to 2020, organizations serving children and youth embraced *Best Starts*' value for taking risks
 29 and trying new things, even if course corrections may be necessary. The trust built between *Best Starts*
 30 and its community-based partners, combined with the County's willingness to bear some risk, made this
 31 possible. Organizations were more willing to transparently communicate with the County about
 32 strategies they tried that had been less successful, without fearing their funding would be discontinued.
 33 *Best Starts* will continue to lead with this value of partnership, flexibility, and accountability.

34
 35 **Geographic Distribution and Targeted Universalism**

36 *Best Starts* is committed to directly addressing regional, racial, and economic disparities in King County
 37 and the systems that create these disparities. To do this, *Best Starts* services are distributed with

²⁴⁶ See [Appendix I](#).

²⁴⁷ See [Appendix I](#).

²⁴⁸ See Community Partnership Key Themes in [Section III.E](#).

²⁴⁹ BSK COVID-19 Impacts Report. [\[LINK\]](#)

Attachment A | *Best Starts for Kids* Implementation Plan: 2022-2027

1 countywide geographic access and racial equity in mind, responding to the community’s ideas and
 2 feedback and reflecting the results of competitive procurement processes. This intentional method of
 3 open solicitation for proposals and weighing geographic spread and need during the awards decision
 4 process yields an array of services available to cities and communities throughout King County while also
 5 delivering interventions where they are needed most. *Best Starts* is committed to assuring opportunities
 6 are available across the diversity of geographic locations in the County, as described in the 2019 Human
 7 Services Geographic Equity Plan.²⁵⁰ Therefore, it welcomes and considers proposals from all cities,
 8 subregions, and unincorporated areas across the county for all strategies.

9
 10 *Best Starts* funding alone is not sufficient to fully connect all of King County’s over two million residents
 11 to the services they need. Therefore, King County plans to continue to deploy *Best Starts* resources to
 12 promote equitable access for the populations facing the largest disparities in health and well-being,
 13 often linked to poverty as well as those farthest from opportunity.²⁵¹

14
 15 To address these issues, a targeted universalism approach that recognizes that services must be directed
 16 to areas of greatest need guides *Best Starts*’ service distribution. With this framework, *Best Starts*
 17 pursues universal goals for all children, youth, and families by deploying a range of strategies and
 18 services specific to the varying needs and circumstances of each group or community. *Best Starts*’
 19 targeted universalism approach considers communities and populations experiencing rapidly increasing
 20 challenges facing children and families, and ensures that opportunities are available in the communities
 21 where they are needed the most.²⁵² *Best Starts* also offers a combination of strategies that are designed
 22 to be more universal in approach, while some are focused within specific communities, as a means to
 23 target resources to reduce the disproportionality that exists within King County. A case study from the
 24 Othering and Belonging Institute indicated that King County was using this method, and that continuing
 25 this approach would be critical to moving towards more equitable access.²⁵³

27 M. Mitigation of Prorationing

29 Background on Junior Taxing District Prorationing

30 Many jurisdictions in Washington State are authorized to levy property taxes, which require residents of
 31 that jurisdiction to pay taxes based on the assessed value of their property.²⁵⁴ Each taxing district is
 32 authorized to levy a property tax under Revised Code of Washington (RCW) 84.52, which provides
 33 authorization and provides a limit on the rate that the type of jurisdiction may charge.²⁵⁵

²⁵⁰ Human Services Geographic Equity Plan (2019), as required by Ordinance 18835.

²⁵¹ Office of Disease Prevention and Health Promotion, Social Determinants of Healthy. [\[LINK\]](#)

²⁵² *Best Starts for Kids Implementation Plan* (2016), pages 37-38. [\[LINK\]](#)

²⁵³ Othering and Belonging Institute. [\[LINK\]](#)

²⁵⁴ MRSC Local Government Success (Property Tax in Washington State). [\[LINK\]](#)

²⁵⁵ RCW 84.52.043 defines “junior taxing districts” as including all taxing districts other than the state, counties, road districts, cities, towns, port districts and public utility districts

Attachment A | *Best Starts for Kids* Implementation Plan: 2022-2027

1
2 Property tax levy prorationing occurs because taxing districts have the individual taxing authority to levy
3 rates that, when combined, add to more than the aggregate property tax limit of \$5.90 per \$1,000 of
4 assessed value. When a senior taxing district, such as King County, levies a new or increased property
5 tax, it can result in prorationing (or reducing) junior taxing districts to a lower rate and therefore
6 receiving less revenue in order to comply with the limit.²⁵⁶

7
8 The hierarchy of taxing districts defined in RCW 84.52.010 sets a specific order by which jurisdiction
9 rates are prorationed when aggregate levels go above the \$5.90 limit.²⁵⁷ The King County Department of
10 Assessments uses this methodology to certify levy rates that meet legal requirements each year.

11
12 Ordinance 19267 identifies that *Best Starts* levy revenue can be used for eligible services provided by
13 junior taxing districts that have been prorationed, in three circumstances: metropolitan park districts
14 fire districts, and local hospital districts.^{258,259}

15
16 **Best Starts Plan to Mitigate Any Prorationing**
17 Each year after the King County Department of Assessments certifies levy rates, the County will calculate
18 whether and how much any metropolitan park districts, hospital districts, or fire districts are
19 prorationed.²⁶⁰ If prorationing occurs, *Best Starts* will partner with jurisdictions to identify eligible
20 services to fund that include services that improve health and wellbeing outcomes of children and
21 youth, as well as the families and the communities in which they live.

22
23 **Current Modeling Anticipates No Prorationing in 2022-2027**
24 Current modeling as of mid-2021 does not suggest prorationing will occur during the 2022-2027 levy
25 period given current levy rates countywide. If economic trends reduce assessed property value or rates
26 from other taxing districts increase, this forecast may change.

27
28

²⁵⁶ RCW 84.52.010 Taxes levied or voted in specific amounts – Effect of constitutional and statutory limitations. This RCW outlines a methodology for reducing the tax rate of taxing districts when the aggregate rate for jurisdictions (other than the state) is higher than the \$5.90 limit required by RCW 84.52.043.[\[LINK\]](#)

²⁵⁷ Ibid.

²⁵⁸ Ordinance 19267. [\[LINK\]](#)

²⁵⁹ RCW 84.52.010

²⁶⁰ This calculation uses the Washington State Department of Revenue levy manual and worksheets to compare levy rates to statutory maximums.

1 **V. Conclusion & Next Steps**
2

3 The *Best Starts for Kids* levy and the programs and services it supports reflect the fundamental beliefs
4 that King County is a region of considerable opportunity, that all residents benefit when the King County
5 community supports each child, youth, and young adult to achieve their fullest potential, and that lives
6 of health, prosperity and purpose must be within reach for every King County resident. To create these
7 opportunities for King County’s young people, *Best Starts* will maintain upstream prevention and
8 promotion investments from the first Best Starts levy, while building upon its successes by launching
9 new programming including child care subsidies, increasing investments in programs for older youth, and
10 capital investments for buildings and facilities serving children and youth. *Best Starts* will also continue
11 to provide capacity building for organizations in their efforts to maintain sustainability and grow in new
12 areas.

13
14 *Best Starts* will continue to promote changes in policies and systems to dismantle long standing racial
15 inequities in health outcomes, such as inequities in maternal and infant health and lack of quality,
16 affordable childcare for working families.²⁶¹ Communities will continue to benefit from new funding to
17 support happy, healthy, safe and thriving children, youth and communities.

18
19 Upon adoption of this implementation plan by the King County Council, Best Starts will bring this plan to
20 life by working with the community to refine each strategy to ensure that its implementation meets
21 community need. Best Starts will also continue its ongoing effort to make it easier for organizations to
22 apply for funds and begin to prepare RFPs so that strategies can continue and build at the beginning of
23 2022. All currently funded investment strategies will be re-procured during the 2022-2023 timeframe.
24 To assure transparency and accountability, *Best Starts* will report on its outcomes, expenditures, and
25 program implementation annually.

26

²⁶¹ Assessment Report Motion 15769. [\[LINK\]](#)

1 **VI. Appendices**

2 **A. Ordinance 19267**

3
4 AN ORDINANCE providing for the submission to the qualified electors of King County at a special election
5 to be held in King County on August 3, 2021, of a proposition providing for resident oversight and
6 authorizing a property tax levy in excess of the levy limitation contained in chapter 84.55 RCW for a six-
7 year consecutive period at a rate of not more than \$0.19 per one thousand dollars of assessed valuation
8 in the first year, and limiting annual levy increases to three percent in the five succeeding years, all for
9 the purpose of funding prevention and early intervention strategies and a capital grants program to
10 improve the health and well-being of children, youth and their communities.

11
12 **STATEMENT OF FACTS:**

- 13
14 1. In 2015, King County enacted Ordinance 18088, placing a six-year Best Starts for Kids levy on the
15 ballot. King County residents voted and approved the Best Starts for Kids levy to fund programs
16 and services that support promotion, prevention and early intervention for King County's 19
17 children, youth and families.
- 18 2. The goals of the Best Starts for Kids levy that voters approved in 2015 are to ensure babies are
19 born healthy, King County is a place where everyone has equitable opportunities for health and
20 safety as they progress through childhood and communities offer safe, welcoming and healthy
21 environments that help improve outcomes for all of King County's children and families.
- 22 3. Since its inception, the Best Starts for Kids levy has funded five hundred and seventy programs
23 and has reached over five hundred seven thousand babies, children, youth and families
24 throughout the county with community-driven programming. Levy programs trained sixty-eight
25 thousand child care providers, pediatricians, community health workers and other staff who
26 work with children and youth on healthy child development and racially and culturally
27 appropriate care. The Best Starts for Kids levy distributes resources across the region, focusing
28 investments on those most in need.
- 29 4. In June 2020, the council directed the executive in Motion 15651 to produce an assessment
30 report to inform deliberations regarding renewal of the current Best Starts for Kids levy. The
31 report includes assessment of early measurements and successes, challenges in launching this
32 first levy, an analysis of the levy's advancement of equity and early recommendations for
33 renewal. Executive staff combined findings of staff research, a community survey conducted in
34 June 2020, community input from ten geographically based virtual community listening sessions
35 as well as five virtual stakeholder listening sessions, and input from ongoing Best Starts for Kids
36 community partner learning circles. In total, almost seven hundred and twenty community
37 responses informed completion of the report. The council accepted the assessment report in
38 Motion 15769.
- 39 5. The existing Best Starts for Kids levy will expire at the end of 2021. Renewal of the Best Starts
40 for Kids levy requires voter approval. Acknowledging the importance of the Best Starts for Kids
41 levy in serving the county's children, youth and families with upstream promotion, prevention
42 and early intervention programs, and, in light of the current impact the COVID-19 pandemic, has

Attachment A | *Best Starts for Kids* Implementation Plan: 2022-2027

- 1 had on the health and well-being of the children, youth and families of King County as well as
2 the regional economic and human services systems including child care, the Best Starts for Kids
3 levy warrants renewal.
- 4 6. Over twenty-five thousand babies are born in King County each year. County residents under
5 twenty-five years old comprise thirty percent of the population. Fifty-three percent of the
6 people under eighteen years old in King County are Black, Indigenous and People of Color.
- 7 7. Research shows that there are significant disparities in the health and well-being of King County
8 residents. The percentage of children five and under living in poverty is as low as five percent in
9 some regions of the county and as high as fifteen percent in other regions. Infant mortality is
10 four times higher for American Indian/Alaskan Natives compared to whites and more than two
11 times higher for African Americans. Thirty eight percent of toddler and preschoolers are not
12 flourishing and resilient in King County, and that number rises to seventy-one percent for
13 elementary-aged children. Among youth, thirty-three percent report depressive feelings and
14 twenty-four percent report using alcohol or other illicit drugs. Twenty-six percent of youth say
15 they do not have an adult they can talk to and thirty-three percent do not feel strong connection
16 to their family. Two thousand students, disproportionately low income and Black, Indigenous and
17 People of Color, drop out of school each year in King County while research shows that by 2024,
18 almost ninety percent of living wage jobs in the county will require some sort of post-secondary
19 education.
- 20 8. Child care is unaffordable for many families in King County, and child care for our youngest
21 residents now costs more than in-state, public college tuition. King County's child care
22 workforce is disproportionately made up of women and Black, Indigenous and People of Color,
23 as well as immigrants and refugees. Wages remain low, with providers earning near poverty-
24 level salaries.
- 25 9. In 2010, Ordinance 16897 was enacted, establishing the King County Strategic Plan, 2010-2014.
26 In 2015, the council passed Motion 14317, updating and revising King County's vision, mission,
27 guiding principles and goals. Included within the county's goals are improving the health and
28 well-being of all people in King County, implementing alternatives to divert people from the
29 criminal justice system and ensuring that county government operates efficiently and effectively
30 and is accountable to the public.
- 31 10. The county's guiding principles in the King County Strategic Plan, 2010-2014 command that
32 pursuit of the county's goals should address the root causes of inequities to provide equal
33 access for all. In 2015, the county established the office of equity and social justice and, the
34 following year, the office of equity and social justice produced the 2016-2022 Equity and Social
35 Justice Strategic Plan. King County actively engages in equity and social justice efforts to
36 eliminate racially and ethnically disparate health and human services outcomes in King County,
37 and this is a priority that shall guide the council and the executive in the process of designing,
38 administering and evaluating the policies and programs related to the renewed Best Starts for
39 Kids levy, if approved by voters.
- 40 11. In 2014, Ordinance 17738 was enacted, establishing the youth action plan task force and
41 providing policy direction regarding the development of a youth action plan. In addition to their
42 work with the youth action plan, the youth action plan task force members helped shape the

Attachment A | *Best Starts for Kids* Implementation Plan: 2022-2027

1 current Best Starts for Kids levy. In 2015, the council passed Motion 14378, adopting the
2 completed youth action plan. The youth action plan continues to provide guidance and policy
3 direction for the Best Starts for Kids levy.
4 12. The strategies supported by the Best Starts for Kids levy achieve a variety of outcomes.
5 Headline indicators used to measure these outcomes for children under six include the
6 following: babies born with healthy birth outcomes; children who are flourishing and resilient;
7 children who are ready for kindergarten; and children who are free from abuse or neglect.
8 Headline indicators for children and youth five to twenty-four years old include the following:
9 third graders who meet reading standards; fourth graders who meet math standards; youth who
10 are flourishing and resilient; youth and young adults who are in excellent or very good health;
11 youth who graduated from high school on time; youth and young adults in school or working;
12 high school graduates who earn a college degree or career credential; and youth who are not
13 using illegal substances. Headline indicators for Communities of Opportunity include: adults
14 reporting good or excellent health; youth who have an adult to turn to for help; individuals
15 engaged in civic activities; households paying less than thirty percent or less than fifty percent of
16 their income for housing; local residents who are displaced; youth who eat fruit and vegetables
17 at least four times a day; households with income above two hundred percent of poverty; and
18 youth and young adults in school or working.

19

20 BE IT ORDAINED BY THE COUNCIL OF KING COUNTY:

21

22 **SECTION 1. Definitions.** The definitions in this section apply throughout this ordinance unless
23 the context clearly requires otherwise.

- 24 A. "Child care workforce demonstration project" means a strategy to improve the provision of child
25 care in King County supplementing wages of a test group of persons who provide child care in
26 exchange for wages and then reporting out on the effects of the strategy upon the quality of
27 child care, including, but not limited to, the strategy's effects upon workforce turnover,
28 workforce experience of poverty and workforce experience levels.
29 B. "Children and youth" means persons through twenty-four years old.
30 C. "Communities of opportunity" means the strategy described in Section VII of the Best Starts for
31 Kids Implementation Plan, that is Attachment A to Ordinance 18373. Communities of
32 Opportunity is designed to improve equity by addressing the race- and place-based inequitable
33 health and well-being outcomes in King County. Communities of Opportunity supports
34 communities in improving the health, social and economic outcomes of those specific
35 communities, and does so by partnering with communities to shape and own solutions.
36 D. "King County child care subsidy program" means a strategy to reduce or fully subsidize the cost
37 of child care to low-income families in King County.
38 E. "Levy" means the levy of regular property taxes for the specific purposes and term provided in
39 this ordinance and authorized by the electorate in accordance with Washington law.
40 F. "Levy proceeds" means the principal amount of moneys raised by the levy and any interest
41 earnings on the moneys.

Attachment A | *Best Starts for Kids* Implementation Plan: 2022-2027

- 1 G. "Limit factor" for the purposes of calculating the levy limitations in RCW 84.55.010, means one
- 2 hundred three percent.
- 3 H. "Strategy" means a program, service, activity, initiative or capital investment intended to
- 4 achieve the purposes described in subsection 4.B. of this ordinance.
- 5 I. "Technical assistance and capacity building" means assisting organizations seeking or receiving
- 6 levy proceeds to enable the organizations to apply for, implement and improve delivery of a
- 7 strategy or strategies for which expenditures of this levy are eligible.
- 8 J. "Youth and family homelessness prevention initiative" means an initiative intended to prevent
- 9 and divert children and youth and their families from becoming homeless.

10

11 **SECTION 2. Levy submittal.** To provide necessary moneys for the purposes identified in section

12 4 of this ordinance, the King County council shall submit to the qualified electors of the county a

13 proposition authorizing a regular property tax levy in excess of the levy limitation contained in chapter

14 84.55 RCW for six consecutive years, with collection commencing in 2022, at a rate not to exceed \$0.19

15 per one thousand dollars of assessed value in the first year of the levy period. The dollar amount of the

16 levy in the first year shall be the base upon which the levy amounts in year two through six shall be

17 calculated. In accordance with RCW 84.55.050, the levy shall be a regular property tax levy subject to

18 the limit factor as defined in section 1 of this ordinance.

19

20 **SECTION 3. Deposit of levy proceeds.** The levy proceeds shall be deposited into a dedicated

21 subfund of the best starts for kids fund, or its successor.

22

23 **SECTION 4. Eligible expenditures.**

- 24 A. If approved by the qualified electors of the county, such sums from the first year's levy proceeds
- 25 as are necessary may be used to provide for the costs and charges incurred by the county that
- 26 are attributable to the election.
- 27 B. After the amount authorized in subsection A. of this section, the remaining levy proceeds shall
- 28 be used to:
 - 29 1. Promote improved health and well-being outcomes of children and youth, as well as the
 - 30 families and the communities in which they live, including, but not limited to: capital
 - 31 investments for buildings and facilities, including, but not limited to, housing, that serve
 - 32 children and youth; ensuring adequate services and supports for pregnant persons and
 - 33 newborns; access to safe and healthy food; developmental screening for children and youth;
 - 34 programs that care for children and youth when they are not at home including child care
 - 35 and out-of-school-time programs; programs and services that promote social and emotional
 - 36 well-being, mental health and a sense of belonging, connection and positive identity in
 - 37 children and youth; and programs and services that provide academic support and promote
 - 38 academic achievement;
 - 39 2. Prevent and intervene early on negative outcomes, including, but not limited to, poor birth
 - 40 outcomes, developmental delays, chronic disease, social emotional isolation, mental health
 - 41 challenges, substance abuse, dropping out of school, homelessness, domestic violence and
 - 42 effects of systemic racism and incarceration;

Attachment A | *Best Starts for Kids* Implementation Plan: 2022-2027

- 1 3. Reduce inequities in outcomes for children and youth in the county; and
- 2 4. Strengthen, improve, better coordinate, integrate and encourage innovation in health and
- 3 human services systems and the agencies, organizations and groups addressing the needs of
- 4 children and youth, their families and their communities.
- 5 C. Of the eligible expenditures described in subsection B. of this section, an amount of each year's
- 6 levy proceeds shall be allocated first for the purposes in subsections D. and E. of this section. In
- 7 the levy's first year, which is 2022, the total amount allocated for the purposes in subsection D.
- 8 of this section shall be twenty-two and one-half percent of the first year's levy proceeds
- 9 remaining after the amount authorized in subsection A. of this section. In the levy's subsequent
- 10 years, the amount to be allocated for the purposes in subsections D. and E. of this section shall
- 11 be allocated so that the six year total sum of levy proceeds allocated for the purposes in
- 12 subsection D. of this section shall be no less than two-hundred forty million dollars. The
- 13 implementation plan required by section 7 of this ordinance shall describe the annual
- 14 allocations of levy proceeds that accomplish allocation requirements of this subsection C. of this
- 15 section. After the annual allocation of levy proceeds required by this subsection C. of this
- 16 section, each year's remaining levy proceeds shall be divided in the following proportions and
- 17 used for the following purposes:
- 18 1. Fifty percent shall be used to plan, provide, fund and administer strategies focused on
- 19 children and youth under six years old and their caregivers, pregnant persons and
- 20 individuals or families concerning pregnancy.
- 21 2. Thirty-seven percent shall be used to plan, provide, fund and administer strategies focused
- 22 on children and youth age five or older;
- 23 3. Eight percent shall be used to plan, provide, fund and administer Communities of
- 24 Opportunity; and
- 25 4. Five percent shall be used to plan, provide, fund and administer the following:
- 26 a. performance measurement of levy-funded strategies, evaluation and data collection
- 27 activities;
- 28 b. stipends for children and youth serving as appointed members of the King County
- 29 children and youth advisory board under conditions prescribed by the final children and
- 30 youth advisory board update report required by section 6 of this ordinance in the final
- 31 form of the children and youth advisory board update report that the council adopts by
- 32 ordinance.
- 33 c. services identified in subsection B. of this section provided by metropolitan park districts
- 34 in King County. Of the moneys identified in this subsection C.4.c., an amount equal to
- 35 the lost revenues to the metropolitan park districts resulting from prorationing as
- 36 mandated by RCW 84.52.010, up to one million dollars, shall be provided to those
- 37 metropolitan park districts if authorized by the county council by ordinance;
- 38 d. services identified in subsection B. of this section provided by fire districts, in an amount
- 39 equal to the lost revenues to the fire districts in King County resulting from prorationing,
- 40 as mandated by RCW 84.52.010, for those services, to the extent the prorationing was
- 41 caused solely by this levy and if authorized by the county council by ordinance; and

Attachment A | *Best Starts for Kids* Implementation Plan: 2022-2027

- 1 e. services identified in subsection B. of this section provided by public hospital districts, in
2 an amount equal to the lost revenues to the public hospital districts in King County
3 resulting from prorationing, as mandated by RCW 84.52.010, for those services, to the
4 extent the prorationing was caused solely by this levy and if authorized by the county
5 council by ordinance.
- 6 D. Except for levy proceeds reserved for the purposes in subsection E. of this section, the levy
7 proceeds annually reserved in subsection C. of this section shall be used to plan, provide, fund,
8 administer, measure performance and evaluate a youth and family homelessness prevention
9 initiative, a King County child care subsidy program, a child care workforce demonstration
10 project and technical assistance and capacity building activities, including one million dollars
11 annually for a capacity building grant program that includes providing support to grantees to
12 assist with the development of infrastructure in geographic locations lacking services or service
13 infrastructure. The grant program to support capacity building that includes providing support
14 to grantees to assist with the development of infrastructure in geographic locations lacking
15 services or service infrastructure shall be described in the implementation plan required in
16 section 7 of this ordinance and must include the development of new organizations and
17 expansion of existing organizations. The youth and family homelessness prevention initiative,
18 King County child care subsidy program, child care workforce demonstration project and
19 technical assistance and capacity building activities required in this subsection shall be described
20 in the implementation plan required in section 7 of this ordinance.
- 21 E. Except as otherwise provided in this subsection, if the total projected levy proceeds exceeds
22 eight hundred twenty-two million dollars, the levy proceeds greater than eight hundred twenty-
23 two million dollars shall be used to provide grants designed to support repairs and expansion of
24 buildings and facilities, that serve children and youth, and to support the construction of new
25 buildings and facilities that will serve children and youth. Such buildings and facilities that serve
26 children and youth shall include, but not be limited to, housing and child care, early learning and
27 recreational facilities. However, the total levy proceeds used to provide grants shall not exceed
28 fifty million dollars. Additionally, if the total projected levy proceeds falls below eight hundred
29 seventy-two million dollars, the amount of levy proceeds allocated for the purposes of this
30 subsection shall be first reduced before any other reduction in the total amounts allocated for
31 the purposes in subsections C. and D. of this section. This capital grants program shall be
32 described in the implementation plan required in section 7 of this ordinance.
33 Additionally, the executive shall propose in the implementation plan required in section 7 of this
34 ordinance the amount of levy proceeds to be allocated for the capital grants program and a
35 process for determining annually if a reduction to the amount of levy proceeds allocated for the
36 purposes of this subsection is necessary and the amount of any such reduction. The executive
37 shall also propose in the implementation plan required in section 7 of this ordinance a policy for
38 prioritizing capital investments in new buildings or facilities as compared to capital investments
39 in existing buildings or facilities.

40
41 **SECTION 5. Call for special election.** In accordance with RCW 29A.04.321, the King County
42 council hereby calls for a special election to be held in conjunction with the primary election on August

Attachment A | *Best Starts for Kids* Implementation Plan: 2022-2027

1 03, 2021, to consider a proposition authorizing a regular property tax levy for the purposes described in
2 this ordinance. The King County director of elections shall cause notice to be given of this ordinance in
3 accordance with the state constitution and general law and to submit to the qualified electors of the
4 county, at the said special county election, the proposition hereinafter set forth. The clerk of the council
5 shall certify that proposition to the director of elections in substantially the following form:

6
7 PROPOSITION___: The King County Council passed Ordinance ___ concerning funding to improve the
8 well-being of children, youth, families and communities. If approved, this proposition would fund
9 promotion of positive outcomes, prevention and early intervention related to: child care; healthy
10 pregnancy; newborn family supports; youth development; community well-being; and crisis prevention
11 and intervention for children and youth, including homelessness prevention. It would authorize an
12 additional six-year property tax levy for collection beginning in 2022 at \$0.19 per \$1,000 of assessed
13 valuation with the 2022 levy amount being the base for calculating annual increases of up to 3% in 2022
14 - 2026.

15 Should this proposition be:
16 Approved? _____
17 Rejected? _____
18

19 **SECTION 6. Governance.** The King County children and youth advisory board described in K.C.C.
20 2A.300.510 shall serve as the oversight and advisory board for the levy and its strategies, except for
21 Communities of Opportunity, if the levy is approved by the qualified electors of the county. The
22 communities of opportunity-best starts for kids levy advisory board described in K.C.C. 2A.300.520 shall
23 serve as the advisory body for Communities of Opportunity if the levy is approved by the qualified
24 electors of the county. If the levy is approved by the qualified electors of the county, the executive shall
25 by October 01, 2021, transmit to the council for consideration and adoption by ordinance a best starts
26 for kids governance update report that describes and explains necessary and recommended changes to
27 sections of the King County Code and applicable ordinances that describe the composition and duties of
28 the King County children and youth advisory board and the communities of opportunity-best starts for
29 kids levy advisory board. A proposed ordinance or ordinances shall accompany the best starts for kids
30 governance update report, which ordinance or ordinances, upon enactment, would accomplish the
31 changes recommended by the best starts for kids governance update report. Among the purposes of
32 recommended changes listed and described within the best starts for kids governance update report
33 shall be to update the King County children and youth advisory board's duties and composition as
34 needed to enable the King County children and youth advisory board to oversee and advise on the levy
35 and to extend the existence of the communities of opportunity-best starts for kids levy advisory board
36 to coincide with the levy. The executive shall consult with the King County children and youth advisory
37 board and the communities of opportunity-best starts for kids levy advisory board in preparing the
38 children and youth advisory board update report.
39

40 **SECTION 7. Implementation plan.**

41 A.1. Not later than July 31, 2021, the executive shall transmit to the council for review and
42 adoption by ordinance a proposed Best Starts for Kids implementation plan that identifies the strategies

Attachment A | *Best Starts for Kids* Implementation Plan: 2022-2027

1 to be funded and outcomes to be achieved with the use of levy proceeds described in section 4 of this
2 ordinance. The Best Starts for Kids implementation plan shall also include a framework to measure the
3 performance of levy strategies in achieving their outcomes and require an annual report on levy
4 expenditures, services and outcomes, including:

- 5 a. total expenditures of levy proceeds by program area by ZIP Code in King County; and
- 6 b. the number of individuals receiving levy-funded services by program area by ZIP Code in King
7 County of where the individuals reside at the time of service.

8
9 2. The executive shall develop the proposed Best Starts for Kids implementation plan in
10 consultation with the King County children and youth advisory board and the communities of
11 opportunity-best starts for kids levy advisory board. In developing the Best Starts for Kids
12 implementation plan required in this section 7, the executive shall consider and promote harmony with
13 the previous Best Starts for Kids Implementation Plan that is Attachment A to Ordinance 18373,
14 specifically describing which strategies from the previous Best Starts for Kids Implementation Plan shall
15 continue in the proposed Best Starts for Kids implementation plan. Additionally, in developing the Best
16 Starts for Kids implementation plan, the executive shall ensure that residents throughout King County
17 and in any city in King County can access levy-funded strategies regardless of the availability of similar
18 services and programs provided by their city or in their community. In developing the proposed Best
19 Starts for Kids implementation plan, the executive shall also to the maximum extent possible take into
20 consideration the King County Youth Action Plan, adopted by Motion 14378.

21 B. Levy proceeds may not be expended for the purposes described in section 4 of this ordinance
22 until the effective date of the ordinance with which the Best Starts for Kids implementation plan is
23 adopted.

24 **SECTION 8. Exemption.** The additional regular property taxes authorized by this ordinance shall
25 be included in any real property tax exemption authorized by RCW
26 84.36.381.

27 **SECTION 9. Ratification and confirmation.** Certification of the proposition by the clerk of the
28 county council to the director of elections in accordance with law before the general election on August
29 3, 2021, and any other act consistent with the authority and before the effective date of this ordinance
30 are hereby ratified and confirmed.

31 **SECTION 10. Severability.** If any provision of this ordinance or its application
32 to any person or circumstance is held invalid, the remainder of the ordinance or the application of the
33 provision to other persons or circumstances is not affected.

34

Attachment A | *Best Starts for Kids* Implementation Plan: 2022-2027

1 B. Motion 15888

2

3 A MOTION relating to programs and services for prevention, outreach, and early intervention to address
4 mental health and substance use impacts in children and youth five through twenty-four years old,
5 which have been exacerbated due to the coronavirus disease 2019 pandemic.

6

7 WHEREAS, in 2010, Ordinance 16897 was enacted, establishing the King County Strategic Plan, 2010-
8 2014. In 2015, the council passed Motion 14317, updating and revising King County's vision, mission,
9 guiding principles and goals. Included within the county's goals are improving the health and well-being
10 of all people in King County, implementing alternatives to divert people from the criminal justice system
11 and ensuring that county government operates efficiently and effectively and is accountable to the
12 public, and

13

14 WHEREAS, according to the Journal of the American Academy of Child and Adolescent Psychiatry and
15 eighty studies on the topic, social isolation and loneliness, like that caused by the coronavirus disease
16 2019 pandemic, significantly increase the risk of depression and anxiety in previously healthy children
17 and adolescents, and

18

19 WHEREAS, a 2014 study done by the University of Southern California of four hundred seventy-six
20 adolescents, with the mean age of fourteen years old, concluded that depression levels directly
21 associated with an increased likelihood of a lifetime use of inhalants, prescription pain killers and many
22 other substances, and

23

24 WHEREAS, in a study conducted by the Centers for Disease Control and Prevention in June 2020, 40.9
25 percent of respondents, eighteen years old or older, reported at least one adverse mental or behavioral
26 health condition. Those included 30.9 percent reporting symptoms of anxiety disorder or depressive
27 disorder, 26.3 percent reporting symptoms of a trauma-and stressor-related disorder related to the
28 coronavirus disease 2019 pandemic and 13.3 percent reported having started or increased substance
29 use to cope with stress or emotions related to COVID-19, and

30

31 WHEREAS, the existing Best Starts for Kids levy, which serves the county's children, youth and families
32 with upstream promotion, prevention and early intervention programs, will expire at the end of 2021
33 and levy renewal requires voter approval, and

34

35 WHEREAS, the coronavirus disease 2019 pandemic has impacted the health and well-being of the
36 children, youth and families of King County as well as the regional economic and human services
37 systems including child care, and

38

39 WHEREAS, the executive's Best Starts for Kids levy renewal proposal, which is Proposed Ordinance 2021-
40 0062, would, subject to voter approval of a renewal levy, allow levy proceeds to be expended for
41 prevention and intervention early on negative outcomes, including, but not limited to, poor birth
42 outcomes, developmental delays, chronic disease, social emotional isolation, mental health challenges,
43 substance abuse, dropping out of school, homelessness, domestic violence and effects of systemic
44 racism and incarceration, and

45

Attachment A | *Best Starts for Kids* Implementation Plan: 2022-2027

1 WHEREAS, subject to enactment of Ordinance XXXXX (Proposed Ordinance 2021-0062), the executive,
2 not later than July 31, 2021, is required to transmit to the council for review and adoption by ordinance
3 a proposed Best Starts for Kids implementation plan that identifies the strategies to be funded and
4 outcomes to be achieved with the use of levy proceeds described in Ordinance XXXXX (Proposed
5 Ordinance 2021-0062);

6
7 NOW, THEREFORE, BE IT MOVED by the Council of King County:

8
9 The executive is requested, in developing the Best Starts for Kids implementation
10 plan, to:

11
12 A. Identify in the transmitted plan strategies relating to prevention, outreach and
13 early intervention to address mental health and substance use impacts, in children and
14 youth five through twenty-four years old, that have been exacerbated due to the
15 coronavirus disease 2019 pandemic; and

16
17 B. Consider programs and services that provide, expand access to or provide and expand access
18 to substance use disorder supports for children and youth, including, but not limited to,
19 awareness campaigns on substance use.

20
21
22

Attachment A | *Best Starts for Kids* Implementation Plan: 2022-2027

1 C. Ordinance Requirements and Requested Elements

2

Required Implementation Plan Elements from Ordinance 19267	Links to Relevant Section(s)
<p>After the amount authorized in subsection A. of this section, the remaining levy proceeds shall be used to promote improved health and well-being outcomes of children and youth, as well as the families and the communities in which they live, including, but not limited to: <i>Section 4.B</i></p>	
<p>ensuring adequate services and supports for pregnant persons and newborns; <i>Section 4.B.1</i></p>	<p>Maternal & Child Health Services section; Home Based Services section, Community Based Parenting Supports section (Perinatal and Lactation Support Services).</p>
<p>access to safe and healthy food; <i>Section 4.B.1</i></p>	<p>Community Based Parenting Supports section (Resource Brokering); Healthy & Safe Environments section; Communities of Opportunity section.</p>
<p>developmental screening for children and youth; <i>Section 4.B.1</i></p>	<p>Universal Developmental Screenings section; Help Me Grow section; Universal Developmental Screenings section, Universal Developmental Screenings section, Child Care Health Consultation section.</p>
<p>programs that care for children and youth when they are not at home including child care and out-of-school-time programs; <i>Section 4.B.1</i></p>	<p>Expanded Learning section.</p>
<p>programs and services that promote social and emotional well-being, mental health and a sense of belonging, connection and positive identity in children and youth; <i>Section 4.B.1</i></p>	<p>Systems Building for Infant Mental Health section; Liberation and Healing section; SB:SBIRT section.</p>
<p>programs and services that provide academic support and promote academic achievement; <i>Section 4.B.1</i></p>	<p>Liberation and Healing section; Expanded Learning section; Youth Development section; School Based Health Centers section; Capital Programs section.</p>

3

Attachment A | *Best Starts for Kids* Implementation Plan: 2022-2027

Required Implementation Plan Elements from Ordinance 19267	Links to Relevant Section(s)
<p>After the amount authorized in subsection A. of this section, the remaining levy proceeds shall be used to promote improved health and well-being outcomes of children and youth, as well as the families and the communities in which they live, including, but not limited to:</p> <p><i>Section 4.B</i></p>	
<p>ensuring adequate services and supports for pregnant persons and newborns;</p> <p><i>Section 4.B.1</i></p>	<p>Maternal & Child Health Services section; Home Based Services section, Community Based Parenting Supports section (Perinatal and Lactation Support Services).</p>
<p>access to safe and healthy food;</p> <p><i>Section 4.B.1</i></p>	<p>Community Based Parenting Supports section (Resource Brokering); Healthy & Safe Environments section; Communities of Opportunity section.</p>
<p>developmental screening for children and youth;</p> <p><i>Section 4.B.1</i></p>	<p>Universal Developmental Screenings section; Help Me Grow section; Universal Developmental Screenings section, Universal Developmental Screenings section, Child Care Health Consultation section.</p>
<p>Prevent and intervene early on negative outcomes, including, but not limited to,</p> <p><i>Section 4.B.2</i></p>	
<p>poor birth outcomes,</p> <p><i>Section 4.B.2</i></p>	<p>Maternity Health Services section; Home Based Services section; Community Based Parenting Supports section (Perinatal and Lactation Support Services).</p>
<p>developmental delays,</p> <p><i>Section 4.B.2</i></p>	<p>Early Supports for Infants and Toddlers section Home Based Services section Universal Developmental Screening section Help Me Grow section</p>
<p>chronic disease,</p> <p><i>Section 4.B.2</i></p>	<p>Maternity Health Services section; Environmental Supports section.</p>
<p>social emotional isolation,</p> <p><i>Section 4.B.2</i></p>	<p>Systems Building for Infant Mental Health section; Liberation and Healing section; SB:SBIRT section.</p>
<p>mental health challenges,</p> <p><i>Section 4.B.2</i></p>	<p>Sustain the Gain section; Systems Building for Infant Mental Health section; Liberation and Healing; SB:SBIRT section.</p>

Attachment A | *Best Starts for Kids* Implementation Plan: 2022-2027

Required Implementation Plan Elements from Ordinance 19267	Links to Relevant Section(s)
substance abuse, <i>Section 4.B.2</i>	Sustain the Gain section ; SB:SBIRT section ; Healthy and Safe Environments section.
dropping out of school, <i>Section 4.B.2</i>	Maternity Health Services section ; Youth and Family Homelessness Initiative section.
homelessness, <i>Section 4.B.2</i>	Maternity Health Services section ; Youth and Family Homelessness Initiative section.
domestic violence and <i>Section 4.B.2</i>	Youth Development (Healthy Relationships) section.
effects of systemic racism and incarceration; <i>Section 4.B.2</i>	Stopping the School to Prison Pipeline section ; School Based Health Centers section.
Reduce inequities in outcomes for children and youth in the county; and <i>Section 4.B.3</i>	Several sections of the document, starting in section IV , parts C, D, E, and F
Strengthen, improve, better coordinate, integrate and encourage innovation in health and human services systems and the agencies, organizations and groups addressing the needs of children and youth, their families and their communities. <i>Section 4.B.4</i>	Innovation Supports section ; Technical Assistance and Capacity Building section.
The Implementation Plan required by section 7 of this ordinance shall describe the annual allocations of levy proceeds that accomplish allocation requirements of this subsection C. of this section. <i>Section 4.C</i>	Fiscal Overview section ; additional detail can be found in Appendix H (fiscal detail) and Appendix I (procurement and financial policies).
Additionally, in developing the Best Starts for Kids Implementation Plan, the executive shall ensure that residents throughout King County and in any city in King County can access levy-funded strategies regardless of availability of similar services and programs provided by their city or in their community. <i>Section 4.C</i>	Procurement, Equity and Partnership Work section.
Of the eligible expenditures described in subsection B. of this section, an amount of each year's levy proceeds shall be allocated first for the purposes in subsection D. of this section. <i>Section 4.C</i>	Fiscal Requirements and Funding Allocations in Fiscal Overview section.

Attachment A | *Best Starts for Kids* Implementation Plan: 2022-2027

Required Implementation Plan Elements from Ordinance 19267	Links to Relevant Section(s)
<p>In the levy's first year, which is 2022, the total amount allocated for the purposes in subsection D. of this section shall be twenty-two and one-half percent of the first year's levy proceeds remaining after the amount authorized in subsection A. <i>Section 4.C</i></p>	<p>Fiscal Requirements and Funding Allocations in Fiscal Overview section.</p>
<p>In the levy's subsequent years, the amount to be allocated for the purposes in subsection D. of this section shall be allocated so that the six-year total sum of levy proceeds allocated for the purposes in subsection D. of this section shall be no less than two-hundred and forty million dollars. <i>Section 4.C</i></p>	<p>Fiscal Requirements and Funding Allocations in Fiscal Overview section.</p>
<p>The Implementation Plan required by section 7 of this ordinance shall describe the annual allocations of levy proceeds that accomplish allocation requirements of this subsection C. of this section. <i>Section 4.C</i></p>	<p>Fiscal Requirements and Funding Allocations in Fiscal Overview section with additional information in Strategy sections.</p>
<p>After the annual allocation of levy proceeds required by this subsection C. of this section, each year's remaining levy proceeds shall be divided in the following proportions and used for the following purposes: <i>Section 4.C</i></p>	<p>Fiscal Requirements and Funding Allocations in Fiscal Overview section.</p>
<p>1. Fifty percent shall be used to plan, provide, fund and administer strategies focused on children and youth under six years old and their caregivers, pregnant persons and individuals or families concerning pregnancy. <i>Section 4.C.1</i></p>	<p>Investing Early section.</p>
<p>2. Thirty-seven percent shall be used to plan, provide, fund and administer strategies focused on children and youth age five or older; <i>Section 4.C.2</i></p>	<p>Sustain the Gain section.</p>
<p>3. Eight percent shall be used to plan, provide, fund and administer Communities of Opportunity; and <i>Section 4.C.3</i></p>	<p>Communities of Opportunity section.</p>
<p>4. Five percent shall be used to plan, provide, fund and administer the following: <i>Section 4.C.4</i></p>	

Attachment A | *Best Starts for Kids* Implementation Plan: 2022-2027

Required Implementation Plan Elements from Ordinance 19267	Links to Relevant Section(s)
<p>a. performance measurement of levy-funded strategies, evaluation and data collection activities; <i>Section 4.C.4.a</i></p>	<p>Data and Evaluation section.</p>
<p>b. stipends for children and youth serving as appointed members of the King County children and youth advisory board under conditions prescribed by the final children and youth advisory board update report required by section 6 of this ordinance in the final form of the children and youth advisory board update report that the council adopts by ordinance. <i>Section 4.C.4.b</i></p>	<p>Governance Section.</p>
<p>D. Except for levy proceeds reserved for the purposes in subsection E. of this section, the levy proceeds annually reserved in subsection C. of this section shall be used to plan, provide, fund, administer, measure performance and evaluate. <i>Section 4.D</i></p>	
<p>a youth and family homelessness prevention initiative, <i>Section 4.D</i></p>	<p>Youth and Family Homelessness Prevention Initiative section.</p>
<p>a King County child care subsidy program, <i>Section 4.D</i></p>	<p>Child Care section.</p>
<p>a child care workforce demonstration project and <i>Section 4.D</i></p>	<p>Child Care section.</p>
<p>technical assistance and capacity building activities, including. <i>Section 4.D</i></p>	<p>Technical Assistance and Capacity Building section.</p>
<p>one million dollars annually for a capacity building grant program that includes providing support to grantees to assist with the development of infrastructure in geographic locations lacking services or service infrastructure. <i>Section 4.D</i></p>	<p>Technical Assistance and Capacity Building section.</p>

Attachment A | *Best Starts for Kids* Implementation Plan: 2022-2027

Required Implementation Plan Elements from Ordinance 19267	Links to Relevant Section(s)
<p>The grant program to support capacity building that includes providing support to grantees to assist with the development of infrastructure in geographic locations lacking services or service infrastructure shall be described in the Implementation Plan required in section 7 of this ordinance and must include ... <i>Section 4.D</i></p>	<p>Technical Assistance and Capacity Building section.</p>
<p>the development of new organizations and <i>Section 4.D</i></p>	<p>Technical Assistance and Capacity Building section.</p>
<p>expansion of existing organizations. <i>Section 4.D</i></p>	<p>Technical Assistance and Capacity Building section.</p>
<p>The youth and family homelessness prevention initiative, King County child care subsidy program, child care workforce demonstration project and technical assistance and capacity building activities required in this subsection shall be described in the Implementation Plan required in section 7 of this ordinance. <i>Section 4.D</i></p>	<p>Youth and Family Homelessness Initiative section. Technical Assistance and Capacity Building section; Child Care section.</p>
<p>E. Except as otherwise provided in this subsection, if the total projected levy proceeds exceed eight hundred twenty-two million dollars, the levy proceeds greater than eight hundred twenty-two million dollars shall be used to provide... <i>Section 4.E</i></p>	<p>Fiscal Requirements and Funding Allocations in Fiscal Overview section.</p>
<p>grants designed to support repairs and expansion of buildings and facilities, that serve children and youth, and <i>Section 4.E</i></p>	<p>Capital Programs section.</p>
<p>Such buildings and facilities that serve children and youth shall include, but not be limited to, housing and child care, early learning and recreational facilities. <i>Section 4.E</i></p>	<p>Capital Programs section.</p>
<p>However, the total levy proceeds used to provide grants shall not exceed fifty million dollars. <i>Section 4.E</i></p>	<p>Capital Programs section.</p>

Attachment A | *Best Starts for Kids* Implementation Plan: 2022-2027

Required Implementation Plan Elements from Ordinance 19267	Links to Relevant Section(s)
<p>Additionally, if the total projected levy proceeds falls below eight hundred seventy-two million dollars, the amount of levy proceeds allocated for the purposes of this subsection shall be first reduced before any other reduction in the total amounts allocated for the purposes in subsections C. and D. of this section. <i>Section 4.E</i></p>	<p>Fiscal Requirements and Funding Allocations in Fiscal Overview section.</p>
<p>This capital grants program shall be described in the Implementation Plan required in section 7 of this ordinance. <i>Section 4.E</i></p>	<p>Capital Programs section.</p>
<p>Additionally, the executive shall propose in the Implementation Plan required in section 7 of this ordinance... <i>Section 4.E</i></p>	<p>Capital Programs section.</p>
<p>the amount of levy proceeds to be allocated for the capital grants program and <i>Section 4.E</i></p>	<p>Capital Programs section.</p>
<p>a process for determining annually if a reduction to the amount of levy proceeds allocated for the purposes of this subsection is necessary and the amount of any such reduction. <i>Section 4.E</i></p>	<p>Capital Programs section.</p>
<p>The executive shall also propose in the Implementation Plan required in section 7 of this ordinance a policy for prioritizing capital investments in new buildings or facilities as compared to capital investments in existing buildings or facilities <i>Section 4.E</i></p>	<p>Capital Programs section.</p>
<p>The Best Starts for Kids Implementation Plan shall also include a framework to measure the performance of levy strategies in achieving their outcomes and require an annual report on levy expenditures, services and outcome, including <i>Section 7.A</i></p>	<p>Data and Evaluation section.</p>

Attachment A | *Best Starts for Kids* Implementation Plan: 2022-2027

Required Implementation Plan Elements from Ordinance 19267	Links to Relevant Section(s)
<p>The Best Starts for Kids Implementation Plan shall also include a framework to measure the performance of levy strategies in achieving their outcomes and require an annual report on levy expenditures, services and outcome, including <i>Section 7.A</i></p>	<p>Data and Evaluation section.</p>
<p>Total expenditures of levy proceed by program area by ZIP Code in King County; and the number of individuals receiving levy-funded services by program area by ZIP Code in King County of where the individual resides at the time of service. <i>Section 7.A</i></p>	<p>Data and Evaluation section.</p>
Requested Implementation Plan Elements from Motion 15888	Links to Relevant Section(s)
<p>Identify in the transmitted plan strategies relating to prevention, outreach and early intervention to address mental health and substance use impacts, in children and youth five through twenty-four years old, that have been exacerbated due to the coronavirus disease 2019 pandemic <i>Section A</i></p>	<p>Liberation and Healing section; School Based Health Centers section; Sustain the Gain section.</p>
<p>Consider programs and services that provide, expand access to or provide and expand access to substance use disorder supports for children and youth, including, but not limited to, awareness campaigns on substance use. <i>Section B</i></p>	<p>Sustain the Gain section.</p>

D. Best Starts 2016-2021 Outcomes



Best Starts for Kids Outcomes

Building on the deep knowledge, connections, and skills within King County communities, and backed by what science and research tells us about human development, Best Starts for Kids meets children and families with the right services at the right time.

The first Best Starts for Kids levy reached 490,000 of King County's youngest children and their families and 40,000 youth and young adults, catalyzing strong starts in a child's earliest years, and sustaining those gains through to adulthood.



Promoting healthy starts from day one

Breastfeeding is an important way to bond with a new baby, but can be challenging for first-time parents. Among Best Starts programs that provide post-partum breastfeeding supports, 96% of parents started breastfeeding, helping their babies off to a healthy start from day one.

Supporting families during a child's earliest years

Home visiting provides parents with a trusted source of support in a child's earliest years. Home visitors in Best Starts-funded programs have provided over 212,000 visits to new families.

Kids whose families participated in the Parent-Child Plus home visiting program showed a 57% improvement in kindergarten readiness compared to when they started the program.

99% of families in community-designed home visiting programs reported that they felt more concrete support from our community, and 96% said they increased their knowledge of parenting and child development.

Ensuring families can meet their basic needs

Since 2018, Best Starts for Kids supported 89,000 children and families with nearly 6.5 million items that are critical for raising children like healthy food, diapers, car seats, or clothes.

96% of families reported eating more fruits and vegetables after they received Best Starts-funded Good Food Bags.

Promoting healthy development

Using Best Starts funding, Early Supports for Infants and Toddlers increased the number of families receiving developmental support by 34% since 2015, serving nearly 15,000 children under age 3.

Over 70% of these children made progress in key developmental areas such as social and emotional development (74%), acquiring knowledge and skills (71%), or taking action to meet their needs (72%).



Attachment A | *Best Starts for Kids* Implementation Plan: 2022-2027**Building the capacity & knowledge of people who care for our kids**

Best Starts for Kids equipped over 17,000 people who care for King County's youngest children with information and skills to support healthy development. Collectively, this group cares for over 70,000 children in King County.

Best Starts for Kids provided training and support to over 8,000 people who work with King County's youth and young adults, with the potential to impact 300,000 young people in King County.

Making strong connections for youth

Over 7,700 youth participated in programs to build their leadership skills, develop a positive sense of identity, and learn how to maintain healthy relationships.

Prior to the pandemic, almost 2 out of 3 young people in youth development programs strengthened their ability to set short and long-term goals and make plans to reach them. Even as COVID-19 pandemic had deep social and emotional impacts for young adults, 23% of young people in these programs were still able to make positive plans for their future.

Increasing opportunities to learn & grow outside of the school day

Since 2018, over 11,000 young people participated in Best Starts-funded before- and after-school and summer programs, receiving over 133,500 hours of additional learning time outside of school.

In 2020, 93% of students in these programs improved their academic skills like reading and math, and grew in their social and emotional skills like problem solving, leadership, and ability to develop positive relationships with peers and adults.

Partnering with schools to provide a foundation for growth & development

Prior to the pandemic, Best Starts partners worked with over 11,000 youth, parents, caregivers, teachers, and school staff in over 70 schools to create safe, welcoming environments for students facing trauma or adversity. 80% of youth in these programs said they felt safer and more valued at school, and 94% started coming to school more frequently.

Students made over 16,000 visits to new Best Starts-funded school-based health centers since construction in 2017. Prior to the pandemic, 75% of students using these school-based health centers passed all of their classes.

Launching our kids into college and a career

Best Starts funding supported education and employment programs in the Department of Community and Human Services to increase their enrollment by 71%, serving over 2,700 young people through 2020.

73% of students who completed the Work Training Education program stayed in school, graduated, or enrolled in post-secondary education.

Strengthening our communities

Communities of Opportunity collaborated with 150 organizations to create more than 241 new community partnerships and build the skills and capacity of approximately 2,500 people serving in leadership positions.

Preventing homelessness

Since 2017, Best Starts for Kids' Youth and Family Homelessness Prevention Initiative served over 10,200 youth and families at risk of losing their housing—96 percent of those completing the program remained housed one year after completing the program.

COVID-19 Impacts

The COVID-19 pandemic deeply impacted many Best Starts for Kids programs, performance measures, and outcomes as partners pivoted to provide services in a changing environment.

When schools closed to in-person teaching in March 2020, Best Starts partners and staff pivoted to meet new needs and adjust strategies to continue ongoing work.



E. Headline & Secondary Indicators

Headline Indicators
<p>Prenatal to 5</p> <ul style="list-style-type: none"> • Babies are born healthy <ul style="list-style-type: none"> ○ <i>Infant mortality</i> ○ <i>Pre-term birth</i> • Children are thriving • Children are Kindergarten Ready • Families/Caregivers are strong
<p>5 to 24 years</p> <ul style="list-style-type: none"> • Youth and young adults are healthy • Youth are thriving • Youth have supportive adults • Youth graduate high school on-time • Youth & young adults in school or working
<p>Communities of Opportunity</p> <ul style="list-style-type: none"> • Households paying less than 30percent of income on housing; and households paying less than 50percent of income on housing. • Involuntary residential displacement (measured by residential migration) • Households earning a living wage, above 200 percent of poverty • Adults employed • Youth and young adults who are in school or employed • Good to excellent health (self-reported) • Engagement in civic activities • Youth who have an adult to turn to for help
<p>Youth and Family Homelessness Prevention Initiative</p> <ul style="list-style-type: none"> • Number of families and youth experiencing homelessness

Secondary Indicators
<p>Prenatal to 5</p> <ul style="list-style-type: none"> • Babies who are breastfed • Children are healthy • Child care/preschools are high quality • Parents missing school/work due to child care • Families and caregivers provide a nurturing environment for children: <ul style="list-style-type: none"> ○ Families are resilient and have hope for the future ○ Families have positive relationships and social supports

Attachment A | *Best Starts for Kids* Implementation Plan: 2022-2027

- Children receive recommended health and developmental screenings and are connected to needed services
- Parents/caregivers have knowledge of parenting and child development
- Families have concrete support in times of need
- Children have strong parent/caregiver relationships

5 to 24 years

- Youth are physically active
- Youth are not using substances
- Youth are succeeding in school
 - Youth are not chronically absent from school
 - Youth are getting good grades in school
 - Schools are not suspending/expelling youth
 - Youth have a career or college credential
- Youth have hope for the future
- Families, schools, and communities provide supporting environment for youth

Attachment A | *Best Starts for Kids* Implementation Plan: 2022-2027

F. CYAB Governance Board Roster

**CHILDREN AND YOUTH ADVISORY MEMBERS**

BOARD MEMBER	ORGANIZATION
ABIGAIL ECHO HAWK	Urban Indian Health Institute
ANGELA GRIFFIN	Treehouse
ARIANA SHERLOCK	Sound Cities Association
BEN DANIELSON	University of Washington
BETH LARSEN	Puget Sound Educational Service District
BOBBIE BRIDGE	Center for Children & Youth Justice
BRIAN SAELENS	Seattle Children's Research Institute
BRIANNA GRANADO HOLDEN	University of Washington
CORBIN MUCK	Tiny Trees Preschool
DEBBIE PETERSON	Federal Way Community Connections
ED MARCUSE	Seattle Children's Hospital
HARLAN GALLINGER	Mary Bridge Children's Hospital
HELENA STEPHENS	City of Bellevue
HIKMA SHERKA	South Seattle College
HYE-KYUNG KANG	Seattle University
JAIMÉE MARSH	FEEST
JESSICA WERNER*	YDEKC
KAREN HART	SEIU Local 925
KAREN HOWE	King County District Court
MUTENDE KATAMBO	Coalition for Refugees from Burma
MOHAMED ABDI	Youth Position

Attachment A | *Best Starts for Kids* Implementation Plan: 2022-2027

NANCY WOODLAND	Ampersand Community, LLC
NATHAN BUCK	Neighborhood House
NEBIYU YASSIN	Youth Position
RITA ALCANTARA	Kindering
ROBYN MULENGA	Sound Cities Association
ROCHELLE CLAYTON STRUNK	Encompass Early Learning Center
SUZETTE ESPINOZA CRUZ	Department of Education and Early Learning
TANYA KIM	Seattle Humans Services Department
THIEN-DI DO	Rwanda Girls Initiative
THOMAS BALES	National School Organizing Strategy
TOBEY CLOSE	Kindering

Attachment A | *Best Starts for Kids* Implementation Plan: 2022-2027

G. COO Governance Group Roster



A.J. McClure	Executive Director Global to Local*	Community Representative & SeaTac/Tukwila Partnership
Deanna Dawson	Executive Director Sound Cities Association*	
Jenn Ramirez Robson	Director of Resident Services King County Housing Authority*	Community Representative
Matelita Jackson	SE Network Director Boys & Girls Club of King County	Community Representative
Lydia Assefa-Dawson	Housing Program Coordinator King County Housing Authority*	Community Representative
Marguerite Ro	Chief of Assessment, Policy Development & Evaluation Public Health - Seattle & King County*	King County Executive Representative
Michael Brown	Chief Architect Civic Commons*	Seattle Foundation Appointment
Paola Maranan	Owner/Principal Consultant ArcBend Consulting*	Community Representative
Vazaskia Crockrell	Equity & Social Justice Director King County Council*	King County Council Representative
Sili Savusa	Executive Director White Center CDA*	Community Representative & White Center Partnership
Tony To	Director Emeritus & Othello Square Project Director HomeSight*	Community Representative
Ubax Gardheere	Equitable Development Manager Seattle Office of Planning & Community Development*	Community Representative
Yordanos Teferi	Executive Director Multicultural Community Coalition*	Community Representative & Rainier Valley Partnership

**Affiliation is listed for information purpose only. Unless noted, individual Governance Group members are not representing an organization or group.*

“Community representatives” are members who reflect demographic characteristics of the communities that qualify for funding and are grassroots organizers in those communities; or activists in those communities; or live in those communities; or have worked in those communities.

²⁶² The COO Governance Group is the Communities of Opportunity Best Starts for Kids Levy Advisory Board described in K.C.C. 2A.300.520 and referenced in Ordinance 19267.

H. Fiscal Detail on Operating Investments

Expenditures - Rounded to the nearest thousand	2022	2023	2024	2025	2026	2027	Total*	% Allocation for 2022, as required by Ordinance	% Allocation of all expenditures after 2022 set-asides
Child Care Subsidies and Wage Demonstration Project	23,260,000	31,136,000	32,175,000	35,145,000	38,491,000	39,135,000	\$199,341,000	\$240,332,000	22.50%
Youth and Family Homelessness Initiative	\$4,564,000	\$4,834,000	\$4,944,000	\$4,959,000	\$4,964,000	\$4,974,000	\$29,241,000		
Technical Assistance and Capacity Building	\$1,850,000	\$1,900,000	\$2,000,000	\$2,000,000	\$2,000,000	\$2,000,000	\$11,750,000		
Investing Early (Prenatal to Five)	\$46,050,000	\$46,857,000	\$47,901,000	\$48,968,000	\$50,060,000	\$51,176,000	\$291,011,000		50%
Home Based Services	10,000,000	10,220,000	10,445,000	10,675,000	10,909,000	11,149,000	63,398,000		
Community-Based Parenting Supports	3,800,000	3,884,000	3,969,000	4,056,000	4,146,000	4,237,000	24,091,000		
Maternal and Child Health Services	14,190,000	14,296,000	14,624,000	14,959,000	15,302,000	15,653,000	89,024,000		
Childcare Consultation (CCHC)	3,400,000	3,475,000	3,551,000	3,629,000	3,709,000	3,791,000	21,555,000		
Early Supports for Infants and Toddlers	4,500,000	4,599,000	4,700,000	4,804,000	4,909,000	5,017,000	28,529,000		
Universal Developmental Screening	3,000,000	3,066,000	3,133,000	3,202,000	3,273,000	3,345,000	19,020,000		
Systems Building for Infant and Early Childhood Mental Health	1,500,000	1,533,000	1,567,000	1,601,000	1,636,000	1,672,000	9,510,000		
Innovation Supports	1,000,000	1,022,000	1,044,000	1,067,000	1,091,000	1,115,000	6,340,000		
Workforce Development	1,310,000	1,339,000	1,368,000	1,398,000	1,429,000	1,461,000	8,305,000		
Environmental Supports: Lead and Toxics	750,000	767,000	783,000	801,000	818,000	836,000	4,755,000		
Help Me Grow	2,600,000	2,657,000	2,716,000	2,775,000	2,836,000	2,899,000	16,484,000		
Sustain the Gain (Five to Twenty-Four)	\$33,965,000	\$34,712,000	\$35,476,000	\$36,256,000	\$37,054,000	\$37,869,000	\$215,333,000		37%
Liberation and Healing	4,850,000	4,957,000	5,066,000	5,177,000	5,291,000	5,407,000	30,748,000		
Youth Development	4,450,000	4,548,000	4,648,000	4,750,000	4,855,000	4,962,000	28,212,000		
Expanded Learning	6,955,000	7,108,000	7,264,000	7,424,000	7,588,000	7,754,000	44,094,000		
Positive Family Connections	1,400,000	1,431,000	1,462,000	1,494,000	1,527,000	1,561,000	8,876,000		
School Based Health Centers	3,000,000	3,066,000	3,133,000	3,202,000	3,273,000	3,345,000	19,020,000		
Child and Adolescent Immunizations	450,000	460,000	470,000	480,000	491,000	502,000	2,853,000		
Healthy and Safe Environments	1,000,000	1,022,000	1,044,000	1,067,000	1,091,000	1,115,000	6,340,000		
School Based Screening and Brief Intervention for Referral to Treatment/Services (SB: SBIRT)	2,475,000	2,529,000	2,585,000	2,642,000	2,700,000	2,759,000	15,691,000		
Transitions to Adulthood	4,735,000	4,839,000	4,946,000	5,054,000	5,166,000	5,279,000	30,019,000		
Stopping the School to Prison Pipeline	4,650,000	4,752,000	4,857,000	4,964,000	5,073,000	5,185,000	29,480,000		
Communities of Opportunity	\$7,340,000	\$7,501,000	\$7,667,000	\$7,835,000	\$8,008,000	\$8,184,000	\$46,534,000		8%
Results Focused and Data Driven (Data and Evaluation)	\$4,590,000	\$4,691,000	\$4,794,000	\$4,900,000	\$5,007,000	\$5,118,000	\$29,100,000		5%
Total Expenditures:	\$121,619,000	\$131,631,000	\$134,957,000	\$140,064,000	\$145,584,000	\$148,455,000	\$822,310,000		100%

* Per Ordinance 19267, subsection 4.D, initial investments in child care subsidies and wage demonstration project, youth and family homelessness initiative, and technical assistance and capacity building must be at least \$240M over the life of the levy.

I. Procurement and Financial Policies

Best Starts for Kids Procurement and Financial Policies

The following procurement and financial policies will guide the work of *Best Starts*.

- No amendment shall extend the duration of any contract more than three additional years. Each new contract shall be of no more than three years in duration.
- No new contract may be awarded unless the Executive has invited all councilmembers to designate council district staff to participate in the workgroups that have been or will be assembled to develop the implementation approach for the strategies outlined in approved the *Best Starts for Kids* Implementation Plan, except that invitation to a workgroup is not required for those strategies for which the executive determines no workgroup will be established.
- For each new contract that is competitively procured, the Executive shall invite all councilmembers to designate council district staff to participate in the procurement process. The participation shall include the opportunity for any designated council district staff to be included as nonvoting members of the selection panel for each contract to be competitively procured. As a nonvoting member of a selection panel, any designated council district staff shall have access to all materials received by proposers or bidders as part of the procurement process or created as part of the selection process, the authority to attend and participate in all selection panel meetings, including those at which proposers or bidders are interviewed and the authority to participate in the selection panel's deliberations regarding award of any competitively procured contract.
- For each new contract that is competitively procured, the Executive shall invite the children and youth advisory board, established by Ordinance 18217,²⁶³ to select a member or members to be included on the selection panel for each contract. If the children and youth advisory board selects a member or members to participate, the participation shall be as full members of the selection panel, including voting rights.
- No new competitively procured contract may be awarded unless, before notifying the selected contractor of its award, the Executive notifies each councilmember by email of the impending award, including the name of the contract and the selected contractor. The email notice to councilmembers must occur no less than one business day before the executive notifies the selected contractor of the award.
- As with all operating funds, budget does not automatically carry forward to the next biennium. Unspent budget may be requested as carryforward in the following biennium via an omnibus supplemental ordinance, only in such cases where it is already committed via contract, Memorandum Of Agreement, Memorandum Of Understanding, or similar commitments.
- The *Best Starts* fund is required to maintain a 90-day rainy day reserve at any given time.²⁶⁴ This reserve must be equal to 90 days of expenditures based on the revised budget (adopted plus supplementals including

²⁶³ Children and Youth Advisory Board. [\[LINK\]](#)

²⁶⁴ Comprehensive Financial Management Policies, page 21. Motion 15250. [\[LINK\]](#)

Attachment A | *Best Starts for Kids* Implementation Plan: 2022-2027

carryforward) for that year. This reserve must be met before any capital grants, additions to programs, or other budget modifications can be made.

- For any change to strategy-level budgets in excess of \$500,000 *Best Starts* leadership will consult the Children and Youth Advisory Board for approval and send a letter to the King County Council with notification of the final change.
 - Such changes must be made within the same investment category, such as but not limited to Investing Early (prenatal to age five) or Sustain the Gain (ages five to 24), as the legal appropriation authority is tied the percentages outlined by ordinance.

Attachment A | *Best Starts for Kids* Implementation Plan: 2022-2027

J. Community Engagement Stakeholders

2021 Community Conversations

ORGANIZATION	<u>DATE</u>
Best Starts Community Listening Sessions (2021)	
Empower Youth Network	June 03, 2021
Community Network Council (Kent, Des Moines, Covington)	June 09, 2021
North Urban Human Services Alliance (NUHSA)	June 09, 2021
The Village	June 10, 2021
Maple Valley Community Center	June 14, 2021
Vashon Youth & Family Services	June 14, 2021
Issaquah Nourishing Network	June 15, 2021
Build the Bridge Coalition/Federal Way	June 15, 2021
Youth Development Executives of King County (YDEKC)	June 16, 2021
LGBTQ Allyship and Lambert House	June 17, 2021
Auburn Family Providers	June 18, 2021
Eastside Pathways, Alliance of Eastside Agencies, Eastside High School	June 21, 2021
Southwest Youth and Family Services and City of Burien	June 22, 2021

K. Evaluation Plan Example

Best Starts evaluation staff work in partnership with every funded partner to develop an individualized evaluation plan that includes the program-specific performance measures and data collection methods. The following is an example of an evaluation plan from *Best Starts for Kids* 2016-2021. The core building blocks that are in every evaluation plan include program description or logic model, performance measures, reporting methods, and intended uses of the data. Formatting, layout, and language vary across evaluation plans and *Best Starts* intends to update the evaluation plan template for 2022-2027, while retaining the core building blocks present in the example below.

BEST STARTS FOR KIDS EVALUATION PLAN

Result area: Prenatal to 5

Strategy: Basic Needs Resource Brokering, Community Based Parenting

Program: [Provider/Program Name]

Attachments(s): Theory of Change Diagram and Logic Model

Last updated: July 2, 2021

Project Lead: [BSK Staff]

Evaluation Lead: [BSK Staff]

[Partner] Evaluation contact: [Provider Staff]

[Partner] Evaluation contact: [Provider Staff]

I. DIRECTIONS

Use this living document to guide your evaluation activities, including data collection, summarizing, and reporting.

II. Performance Measures

Adapt as needed. Include at least one of each type of measure and align with strategy measures.

Type	Measures	Definitions/Method of data collection
<p>How much did we do?</p> <p>Quantity of service provided. For example # of clients served, # of activities by activity type.</p>	<ul style="list-style-type: none"> • # of children, families, partner agencies, programs, and sites served • # of requests for each category of item • # and types of items distributed 	<ul style="list-style-type: none"> • Salesforce database

Attachment A | *Best Starts for Kids* Implementation Plan: 2022-2027

<p>How well did we do it?</p> <p>Quality of service provided. For example % of services started within x days, % of participants satisfied with services, fidelity measures for evidence-based models.</p>	<ul style="list-style-type: none"> • % of items that reach focus communities • % of partner agencies with sustained partnership with resource broker • % of orders filled 	<ul style="list-style-type: none"> • # of items distributed to families (or agencies?) with a south king county zip code / Total # of items distributed • # of agencies who have been partners for over 1 year/ Total # of partner agencies • # of items distributed/ # of items requested 	<ul style="list-style-type: none"> • Salesforce database
<p>Is anyone better off?</p> <p>Quantity of clients that are better off. For example % of clients with improved health, well-being, knowledge, skills, or behaviors. For PSE projects this could be a narrative report of observed changes.</p>	<ul style="list-style-type: none"> • % of provider partners who agree/strongly agree that the impact of providing goods to their clients: <ul style="list-style-type: none"> ○ positively influenced organization and program budgets; ○ increased communication by clients between scheduled visits; ○ has kept clients in their program longer; ○ helps to reduce the number of missed client visits <p><u>Policy/Systems/Environment:</u></p> <ul style="list-style-type: none"> • % increase # of goods (or items) distributed • Increase ability to secure or distribute goods • Increase awareness as demonstrated by increased volunteering and donating 	<ul style="list-style-type: none"> • Provider survey <p>Survey tools: Survey Monkey or PollEverywhere</p> <p>Narrative report</p>	

III. EVALUATION AND LEARNING ACTIVITIES

Table includes general requirements. Keep relevant information and add rows, as needed.

Activity	Timeframe	Description
----------	-----------	-------------

Attachment A | *Best Starts for Kids* Implementation Plan: 2022-2027

Aggregate Data Report <i>(direct services)</i>	Semi-Annually <ul style="list-style-type: none"> Jan 31 (July-Dec) July 31 (Jan-June) 	The Grantee will submit semi-annual disaggregated Data Reports to King County. The format for this report will be provided by King County and will include the demographics of participants and other data needed to measure performance.
Semi-Annual Narrative Report	Semi-Annually <ul style="list-style-type: none"> Jan 31 (July-Dec) July 31 (Jan-June) 	The Grantee will submit Semi-Annual Narrative Reports to King County. These reports will cover the activities of the previous six months. The format and questions for the Semi-Annual Narrative Report will be provided by King County.
Participation in Learning Circles	TBD	<i>The Grantee may be required to participate in learning circles to foster mutual learning and data driven decision making. Frequency will depend on the program and strategy area.</i>
Other Evaluation Activities	Group is interested in holding focus groups or a survey with a sample of organizations who receive resources. See Appendix A for focus group resources.	<i>The Grantee may be required to participate in other Evaluation Activities. These activities will vary by Contractor, but may include training on data collection, quality assurance, community engagement, or other activities to build the Contractor's evaluation capacity or support evaluation of the program or strategy area.</i>
Final Report	<ul style="list-style-type: none"> Jan 31, 2020 (cumulative total) 	The Grantee will submit a final report to King County summarizing project. The format and questions for the Final Report will be provided by King County and will be similar to the quarterly reports and semi-annual narrative report but will cover the grant period.

IV. LOGIC MODEL

Program Name: Basic Needs Resource Brokering
Result/ primary goals: Increase organizational capacity to provide concrete support in times of need

Attachment A | *Best Starts for Kids* Implementation Plan: 2022-2027

<i>Because we have these resources...</i>	<i>...we are able to do these activities...</i>	<i>...producing these short-term program-level results or these changes in knowledge, skills, attitudes, awareness, capacity...</i>	<i>...and these interim-term changes across contracted agencies...</i>	<i>...contributing to these longer-term population-level results...</i>	
Resources/ Inputs	Activities	Performance measures	Aggregate performance measures or other intermediate indicators	Secondary indicators or change expected in 3 years	Headline indicators or other long term indicators
<ul style="list-style-type: none"> ● Staff ● Local and National partnerships ● Volunteers ● Infrastructure (facilities, data systems, trucks) ● Funding (BSK and other) ● Community Goods Support 	<ul style="list-style-type: none"> ● Sourcing and purchasing ● Distribution of goods ● Events and drives ● Donor relations ● Awareness building ● Resources procured in response to partners identifying needs of families ● Actively collaborate with agency partners 	<ul style="list-style-type: none"> ● <i>How much did we do?</i> ● # of children/families served ● # of partner agencies, programs, and sites served ● # of requests for each type of item ● # and types of items distributed ● # of donation/collection sites, including events/drives ● # of volunteers and donors (if applicable) ● <i>How well did we do it?</i> ● % of focus communities reached ● % of partner agencies with sustained partnership with resource broker ● % of orders filled 	<p><i>Is anyone better off?</i></p> <ul style="list-style-type: none"> ● % of provider partners who report that having basic items improved their ability to work with families by: <ul style="list-style-type: none"> ○ positively impacting organization and program budgets; ○ enhancing communication with clients; ○ improving program retention ○ reduces missed client visits <p><u>Policy/Systems/Environment</u></p> <ul style="list-style-type: none"> ● % increase # of goods (or items) distributed ● Increase ability to secure or distribute goods ● Increase awareness as demonstrated by increased volunteer hours and/or # of volunteers. 	<ul style="list-style-type: none"> ↑ Healthy children ↑ Parent/child attachment ↑ Families are supported and connected 	<ul style="list-style-type: none"> ↑ <i>Flourishing / resilient children</i> ↓ <i>Child abuse and neglect</i>
<p>Focus communities: Parents and Caregivers with young children who identify as Native Hawaiian/Pacific Islander, Somali, Black/African American, Latinx; live in South King County (see appendix XXXX for zip codes); are under 25 years old; and/or identify as LGBTQ+</p>					
<p>Intensity and Duration:</p>					
<p>External Factors, if any, that may affect this program (e.g. big picture things you can't control): Key Partners, if any, who work is dependent on:</p>					

V. EQUITY IMPACT REVIEW

1. Based on the BSK Implementation Plan, all data should be disaggregated by age, race, ethnicity, place/geography, socioeconomic status, gender, sexual orientation, ability, and income, where possible. What are the data disaggregation plans for this program?

Data is currently disaggregated by: zip code, race/ethnicity, type of organization (services provided), gender, age, language spoken at home

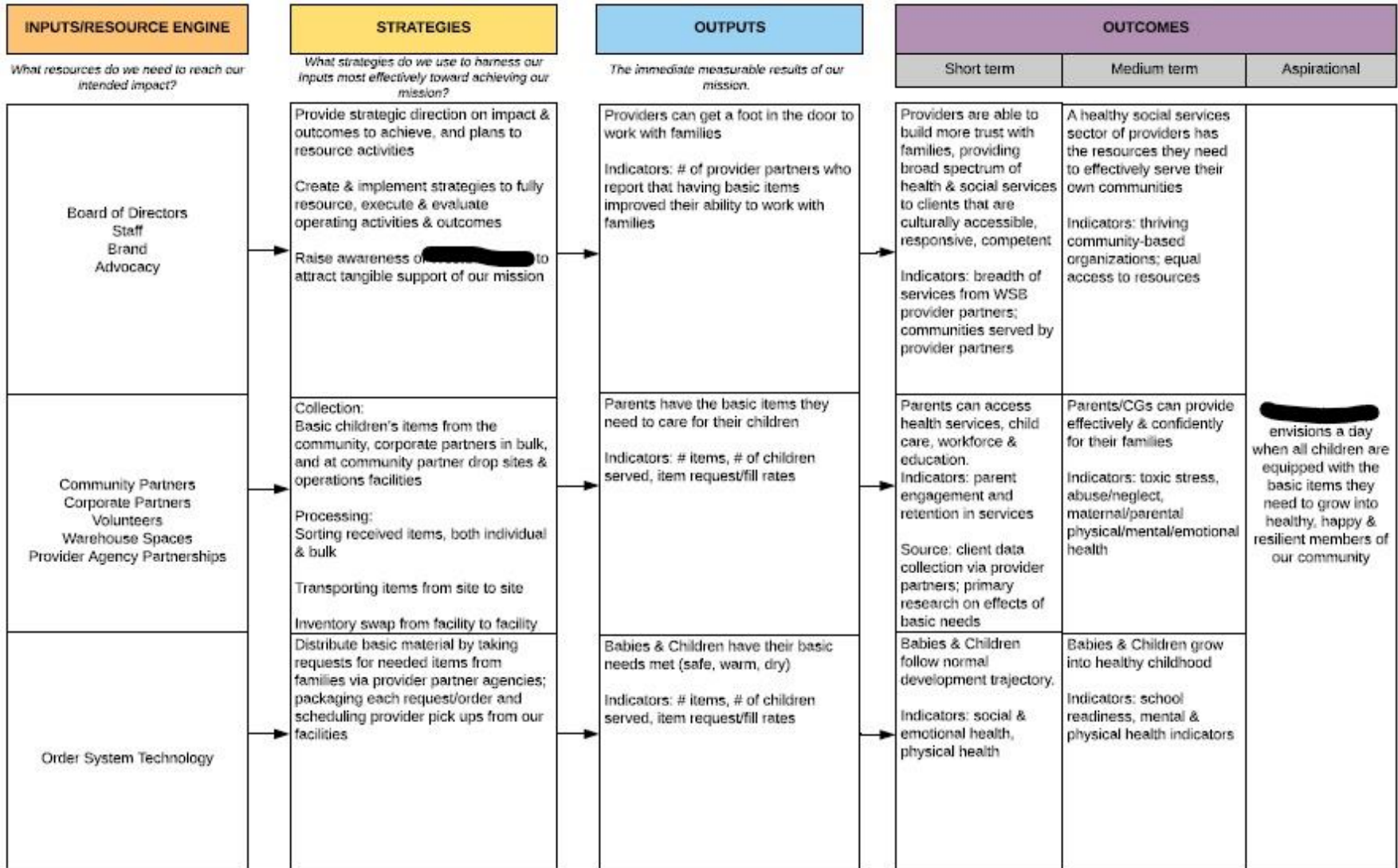
Household: employment status, ability, housing status

Organizations: populations served (including zip codes), # children served annually, top critical needs, # estimated individuals needing resources

BSK will work with grantees to support additional data collection on:

Somali or African as R/E, age, LGBTQ+ (not available yet based on demographic information as currently asked)

2. How are program activities tailored to address disparities shown in baseline data?
New partnership development is focused on South King County based on BSKHS data showing greatest diaper/formula need
3. What are potential unintended equity-related outcomes of this program? How will this be tracked?



Certificate Of Completion

Envelope Id: 5F7D671B4EA949A7984ABE5993850F37	Status: Completed
Subject: Please DocuSign: Ordinance 19354.docx, Ordinance 19354 Attachment A.docx	
Source Envelope:	
Document Pages: 6	Signatures: 3
Supplemental Document Pages: 129	Initials: 0
Certificate Pages: 5	Envelope Originator:
AutoNav: Enabled	Cherie Camp
Enveloped Stamping: Enabled	401 5th Ave
Time Zone: (UTC-08:00) Pacific Time (US & Canada)	Suite 100
	Seattle, WA 98104
	Cherie.Camp@kingcounty.gov
	IP Address: 198.49.222.20


Record Tracking

Status: Original	Holder: Cherie Camp	Location: DocuSign
11/3/2021 2:24:04 PM	Cherie.Camp@kingcounty.gov	
Security Appliance Status: Connected	Pool: FedRamp	
Storage Appliance Status: Connected	Pool: King County General (ITD)	Location: DocuSign

Signer Events

Claudia Balducci
 claudia.balducci@kingcounty.gov
 King County General (ITD)
 Security Level: Email, Account Authentication (None)

Signature

DocuSigned by:

 7E1C273CE9994B6...
 Signature Adoption: Pre-selected Style
 Using IP Address: 73.83.124.149

Timestamp

Sent: 11/3/2021 2:27:16 PM
 Viewed: 11/4/2021 2:37:41 PM
 Signed: 11/4/2021 2:37:57 PM


Electronic Record and Signature Disclosure:

Not Offered via DocuSign
 Supplemental Documents:

Ordinance 19354 Attachment A.docx

Viewed: 11/4/2021 2:37:46 PM
 Read: Not Required
 Accepted: Not Required

Melani Pedroza
 melani.pedroza@kingcounty.gov
 Clerk of the Council
 King County Council
 Security Level: Email, Account Authentication (None)

DocuSigned by:

 8DE1BB375AD3422...
 Signature Adoption: Uploaded Signature Image
 Using IP Address: 198.49.222.20

Sent: 11/4/2021 2:38:01 PM
 Viewed: 11/4/2021 3:24:11 PM
 Signed: 11/4/2021 3:24:21 PM

Electronic Record and Signature Disclosure:

Not Offered via DocuSign
 Supplemental Documents:

Ordinance 19354 Attachment A.docx

Viewed: 11/4/2021 3:24:16 PM
 Read: Not Required
 Accepted: Not Required

Dow Constantine
 Dow.Constantine@kingcounty.gov
 Security Level: Email, Account Authentication (None)

DocuSigned by:

 4FBCAB8196AE4C6...
 Signature Adoption: Uploaded Signature Image
 Using IP Address: 198.49.222.20

Sent: 11/4/2021 3:24:27 PM
 Viewed: 11/12/2021 2:28:56 PM
 Signed: 11/12/2021 2:29:16 PM

Electronic Record and Signature Disclosure:

Accepted: 11/12/2021 2:28:56 PM
 ID: 031aad64-0200-48bc-84d8-36ceac6301c8
 Supplemental Documents:

Ordinance 19354 Attachment A.docx

Viewed: 11/12/2021 2:29:06 PM
 Read: Not Required

Signer Events	Signature	Timestamp
		Accepted: Not Required
In Person Signer Events	Signature	Timestamp
Editor Delivery Events	Status	Timestamp
Agent Delivery Events	Status	Timestamp
Intermediary Delivery Events	Status	Timestamp
Certified Delivery Events	Status	Timestamp
Carbon Copy Events	Status	Timestamp
Kaitlyn Wiggins kwiggins@kingcounty.gov Security Level: Email, Account Authentication (None) Electronic Record and Signature Disclosure: Not Offered via DocuSign	<div style="border: 2px solid blue; padding: 5px; display: inline-block;"> COPIED </div>	Sent: 11/4/2021 3:24:27 PM Viewed: 11/8/2021 10:29:03 AM
Witness Events	Signature	Timestamp
Notary Events	Signature	Timestamp
Envelope Summary Events	Status	Timestamps
Envelope Sent	Hashed/Encrypted	11/3/2021 2:27:16 PM
Certified Delivered	Security Checked	11/12/2021 2:28:56 PM
Signing Complete	Security Checked	11/12/2021 2:29:16 PM
Completed	Security Checked	11/12/2021 2:29:16 PM
Payment Events	Status	Timestamps
Electronic Record and Signature Disclosure		

ELECTRONIC RECORD AND SIGNATURE DISCLOSURE

From time to time, Carahsoft OBO King County ITD (we, us or Company) may be required by law to provide to you certain written notices or disclosures. Described below are the terms and conditions for providing to you such notices and disclosures electronically through the DocuSign, Inc. (DocuSign) electronic signing system. Please read the information below carefully and thoroughly, and if you can access this information electronically to your satisfaction and agree to these terms and conditions, please confirm your agreement by clicking the 'I agree' button at the bottom of this document.

Getting paper copies

At any time, you may request from us a paper copy of any record provided or made available electronically to you by us. You will have the ability to download and print documents we send to you through the DocuSign system during and immediately after signing session and, if you elect to create a DocuSign signer account, you may access them for a limited period of time (usually 30 days) after such documents are first sent to you. After such time, if you wish for us to send you paper copies of any such documents from our office to you, you will be charged a \$0.00 per-page fee. You may request delivery of such paper copies from us by following the procedure described below.

Withdrawing your consent

If you decide to receive notices and disclosures from us electronically, you may at any time change your mind and tell us that thereafter you want to receive required notices and disclosures only in paper format. How you must inform us of your decision to receive future notices and disclosure in paper format and withdraw your consent to receive notices and disclosures electronically is described below.

Consequences of changing your mind

If you elect to receive required notices and disclosures only in paper format, it will slow the speed at which we can complete certain steps in transactions with you and delivering services to you because we will need first to send the required notices or disclosures to you in paper format, and then wait until we receive back from you your acknowledgment of your receipt of such paper notices or disclosures. To indicate to us that you are changing your mind, you must withdraw your consent using the DocuSign 'Withdraw Consent' form on the signing page of a DocuSign envelope instead of signing it. This will indicate to us that you have withdrawn your consent to receive required notices and disclosures electronically from us and you will no longer be able to use the DocuSign system to receive required notices and consents electronically from us or to sign electronically documents from us.

All notices and disclosures will be sent to you electronically

Unless you tell us otherwise in accordance with the procedures described herein, we will provide electronically to you through the DocuSign system all required notices, disclosures, authorizations, acknowledgements, and other documents that are required to be provided or made available to you during the course of our relationship with you. To reduce the chance of you inadvertently not receiving any notice or disclosure, we prefer to provide all of the required notices and disclosures to you by the same method and to the same address that you have given us. Thus, you can receive all the disclosures and notices electronically or in paper format through the paper mail delivery system. If you do not agree with this process, please let us know as described below. Please also see the paragraph immediately above that describes the consequences of your electing not to receive delivery of the notices and disclosures electronically from us.

How to contact Carahsoft OBO King County ITD:

You may contact us to let us know of your changes as to how we may contact you electronically, to request paper copies of certain information from us, and to withdraw your prior consent to receive notices and disclosures electronically as follows:

To contact us by email send messages to: bob.johnson@kingcounty.gov

To advise Carahsoft OBO King County ITD of your new e-mail address

To let us know of a change in your e-mail address where we should send notices and disclosures electronically to you, you must send an email message to us at bob.johnson@kingcounty.gov and in the body of such request you must state: your previous e-mail address, your new e-mail address. We do not require any other information from you to change your email address..

In addition, you must notify DocuSign, Inc. to arrange for your new email address to be reflected in your DocuSign account by following the process for changing e-mail in the DocuSign system.

To request paper copies from Carahsoft OBO King County ITD

To request delivery from us of paper copies of the notices and disclosures previously provided by us to you electronically, you must send us an e-mail to bob.johnson@kingcounty.gov and in the body of such request you must state your e-mail address, full name, US Postal address, and telephone number. We will bill you for any fees at that time, if any.

To withdraw your consent with Carahsoft OBO King County ITD

To inform us that you no longer want to receive future notices and disclosures in electronic format you may:

- i. decline to sign a document from within your DocuSign session, and on the subsequent page, select the check-box indicating you wish to withdraw your consent, or you may;
- ii. send us an e-mail to bob.johnson@kingcounty.gov and in the body of such request you must state your e-mail, full name, US Postal Address, and telephone number. We do not need any other information from you to withdraw consent.. The consequences of your withdrawing consent for online documents will be that transactions may take a longer time to process..

Required hardware and software

Operating Systems:	Windows® 2000, Windows® XP, Windows Vista®; Mac OS® X
Browsers:	Final release versions of Internet Explorer® 6.0 or above (Windows only); Mozilla Firefox 2.0 or above (Windows and Mac); Safari™ 3.0 or above (Mac only)
PDF Reader:	Acrobat® or similar software may be required to view and print PDF files
Screen Resolution:	800 x 600 minimum

Enabled Security Settings:	Allow per session cookies
----------------------------	---------------------------

** These minimum requirements are subject to change. If these requirements change, you will be asked to re-accept the disclosure. Pre-release (e.g. beta) versions of operating systems and browsers are not supported.

Acknowledging your access and consent to receive materials electronically

To confirm to us that you can access this information electronically, which will be similar to other electronic notices and disclosures that we will provide to you, please verify that you were able to read this electronic disclosure and that you also were able to print on paper or electronically save this page for your future reference and access or that you were able to e-mail this disclosure and consent to an address where you will be able to print on paper or save it for your future reference and access. Further, if you consent to receiving notices and disclosures exclusively in electronic format on the terms and conditions described above, please let us know by clicking the 'I agree' button below.

By checking the 'I agree' box, I confirm that:

- I can access and read this Electronic CONSENT TO ELECTRONIC RECEIPT OF ELECTRONIC RECORD AND SIGNATURE DISCLOSURES document; and
- I can print on paper the disclosure or save or send the disclosure to a place where I can print it, for future reference and access; and
- Until or unless I notify Carahsoft OBO King County ITD as described above, I consent to receive from exclusively through electronic means all notices, disclosures, authorizations, acknowledgements, and other documents that are required to be provided or made available to me by Carahsoft OBO King County ITD during the course of my relationship with you.